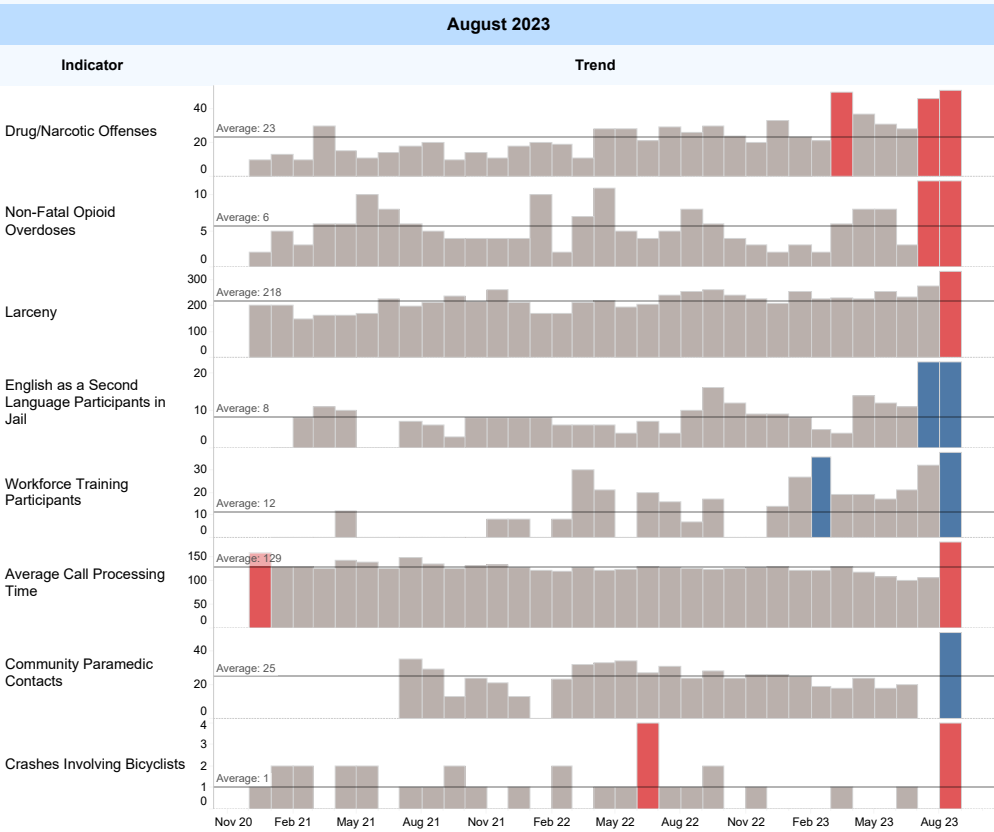
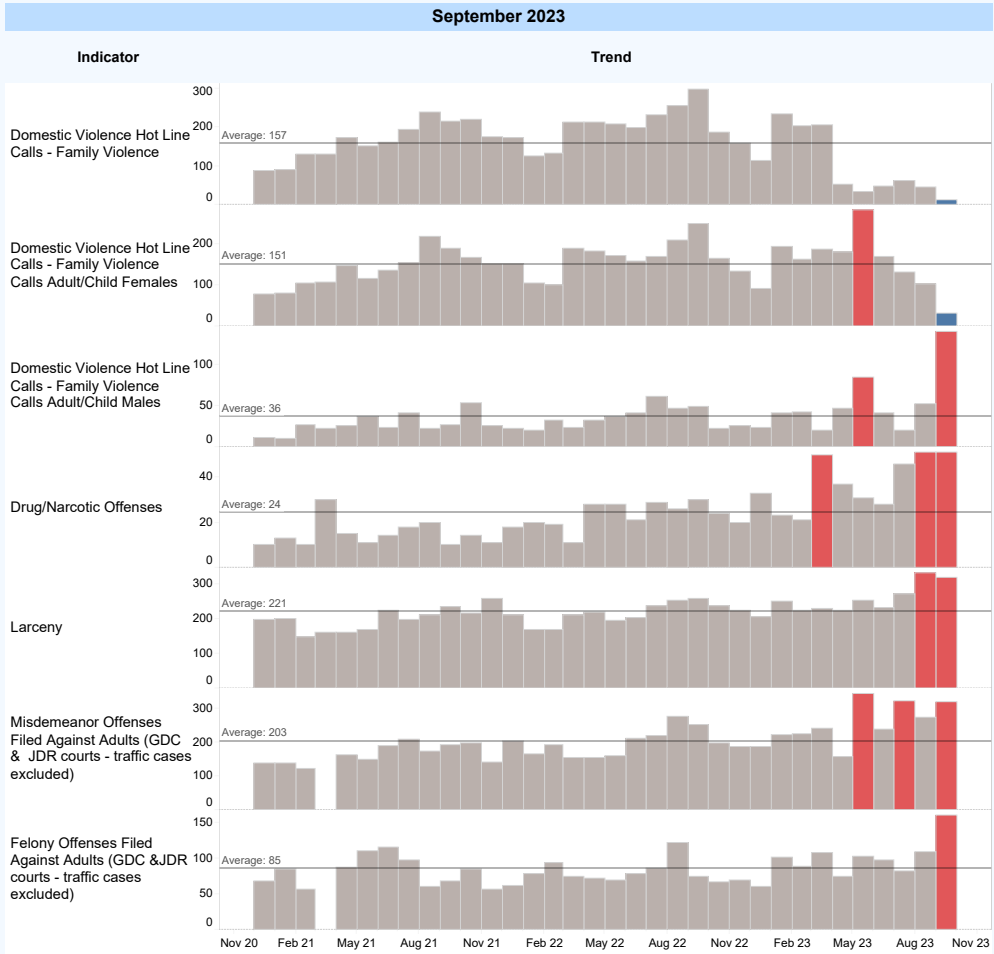


Significant Changes

Indicators that were significantly different during the previous months from their average from data available from the past 3 years

- No Significant Change
- Significant Negative Change
- Significant Positive Change



Mental Health and Substance Use

Goal: Support Alexandria residents affected by mental illness, developmental disabilities, and substance use disorders

Outcome Indicators

Indicator	Most Recent Year	Most Recent Year	Trend
Percent of adults reporting improvement in symptom management after seeking emergency behavioral health services	89%	41%	▲
Percent of outpatient treatment adults who met their treatment goal(s)	64%	-19%	▼

Situational Awareness

Indicator	Most Recent Month	Change From Previous Month	Trend
Non-Fatal Opioid Overdoses	5	-58%	▼
Fatal Opioid Overdoses	0		●
Drug/Narcotic Offenses	51	0%	●
Gambling	0		●
Liquor Law Violation	10	-17%	▼
Drunkenness	43	34%	▲
DWI	25	56%	▲
Domestic Violence Hot Line Calls - Non-Family Violence Calls	0	-100%	▼
Domestic Violence Hot Line Calls - Family Violence Calls Adult/Child Males	0	-100%	▼
Domestic Violence Hot Line Calls - Family Violence Calls Adult/Child Females	0	-100%	▼
Domestic Violence Hot Line Calls - Family Violence	0	-100%	▼

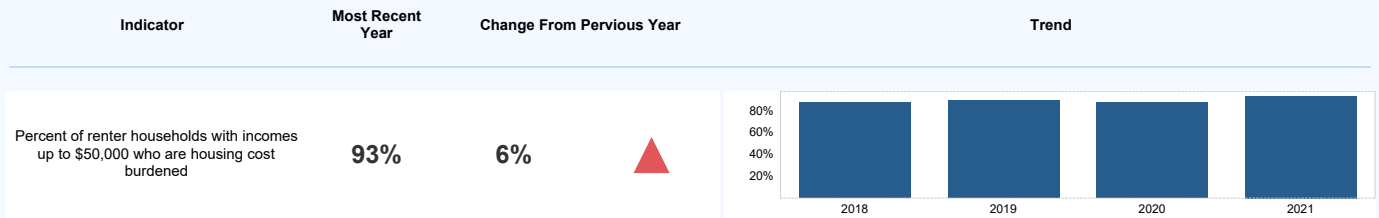
Intervention

Indicator	Most Recent Month	Change From Previous Month	Trend
NARCAN dispensed by Health Department	15	-81%	▼
Number of Adult TDOs in the Area	0	-100%	▼
Number of Adult TDOs out of the Area	0	-100%	▼

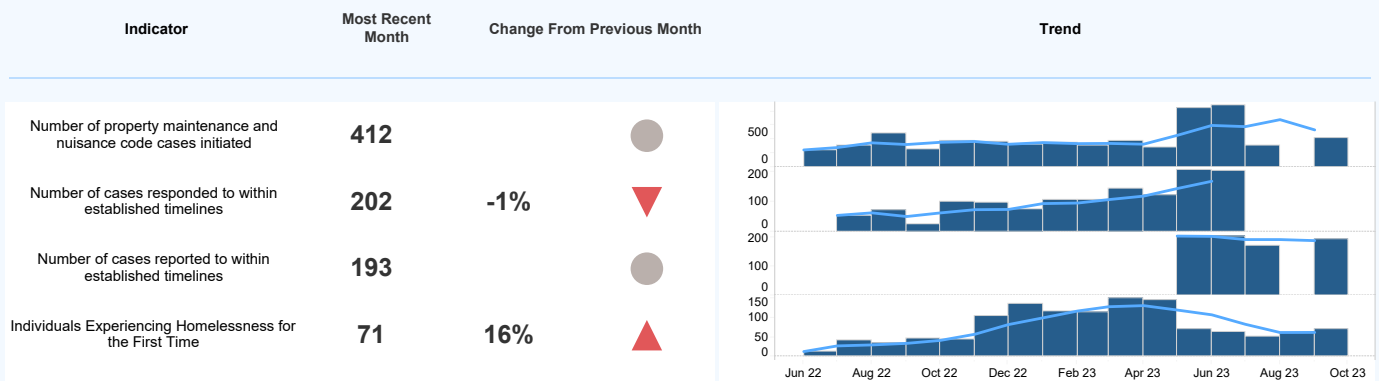
Healthy & Safe Homes

Goal: Ensure all Alexandrians have healthy and safe, hazard-free housing

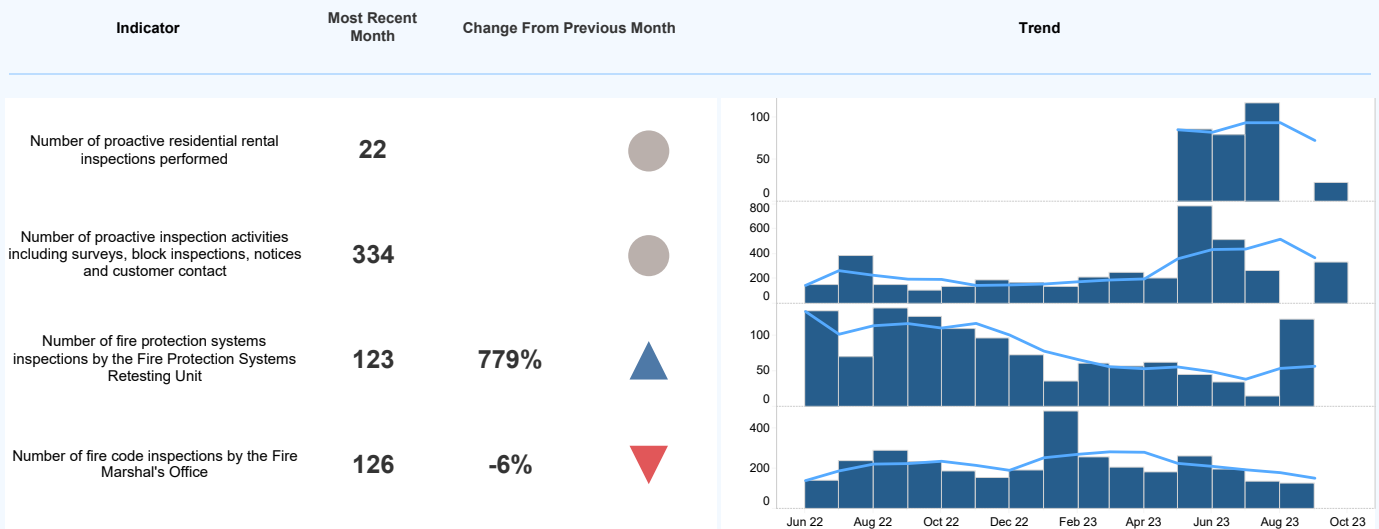
Outcome Indicators



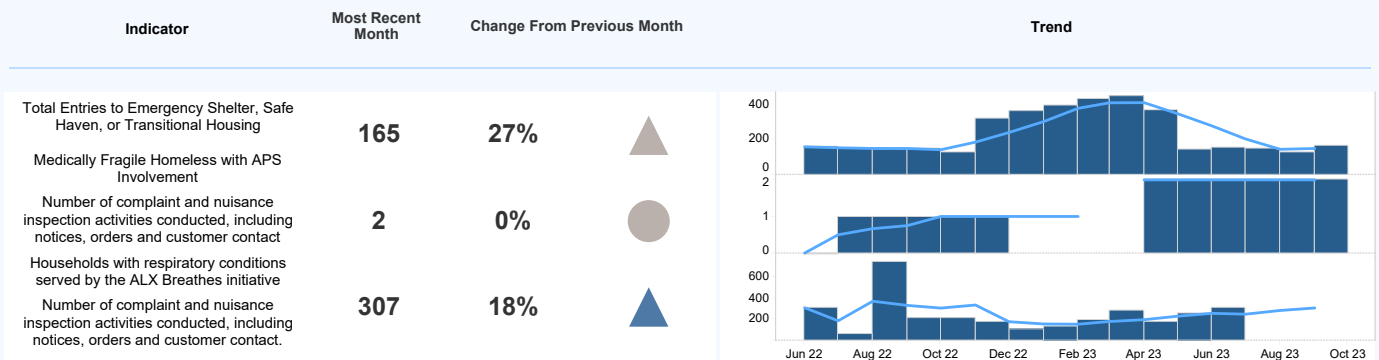
Situational Awareness



Prevention



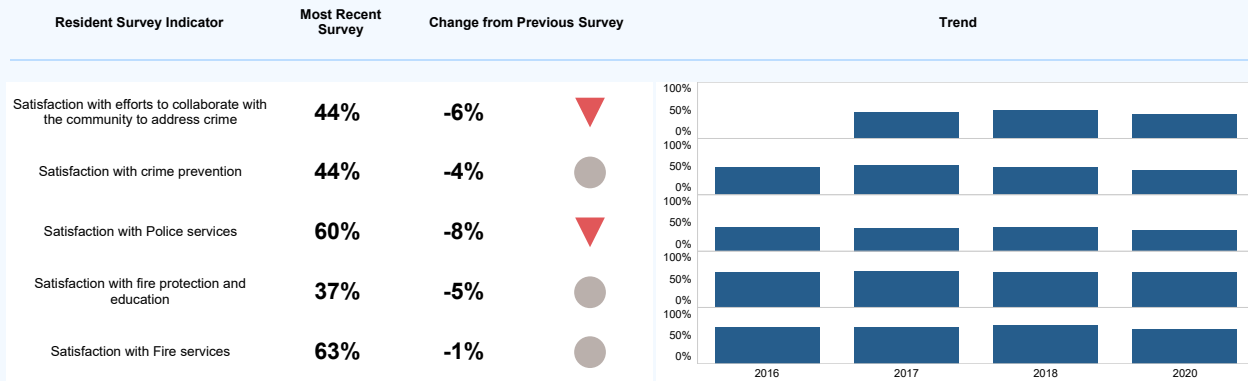
Intervention



Public Safety Response

Goal: Protect the lives and property of the residents, businesses, and visitors of Alexandria

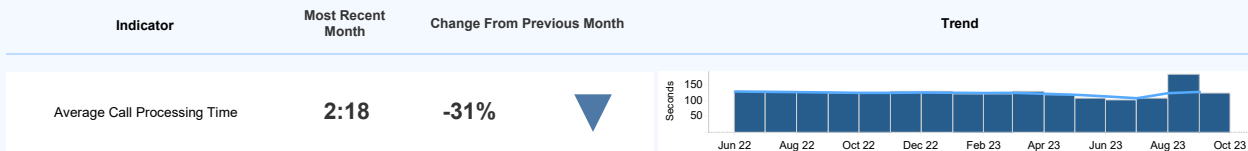
Outcome Indicators



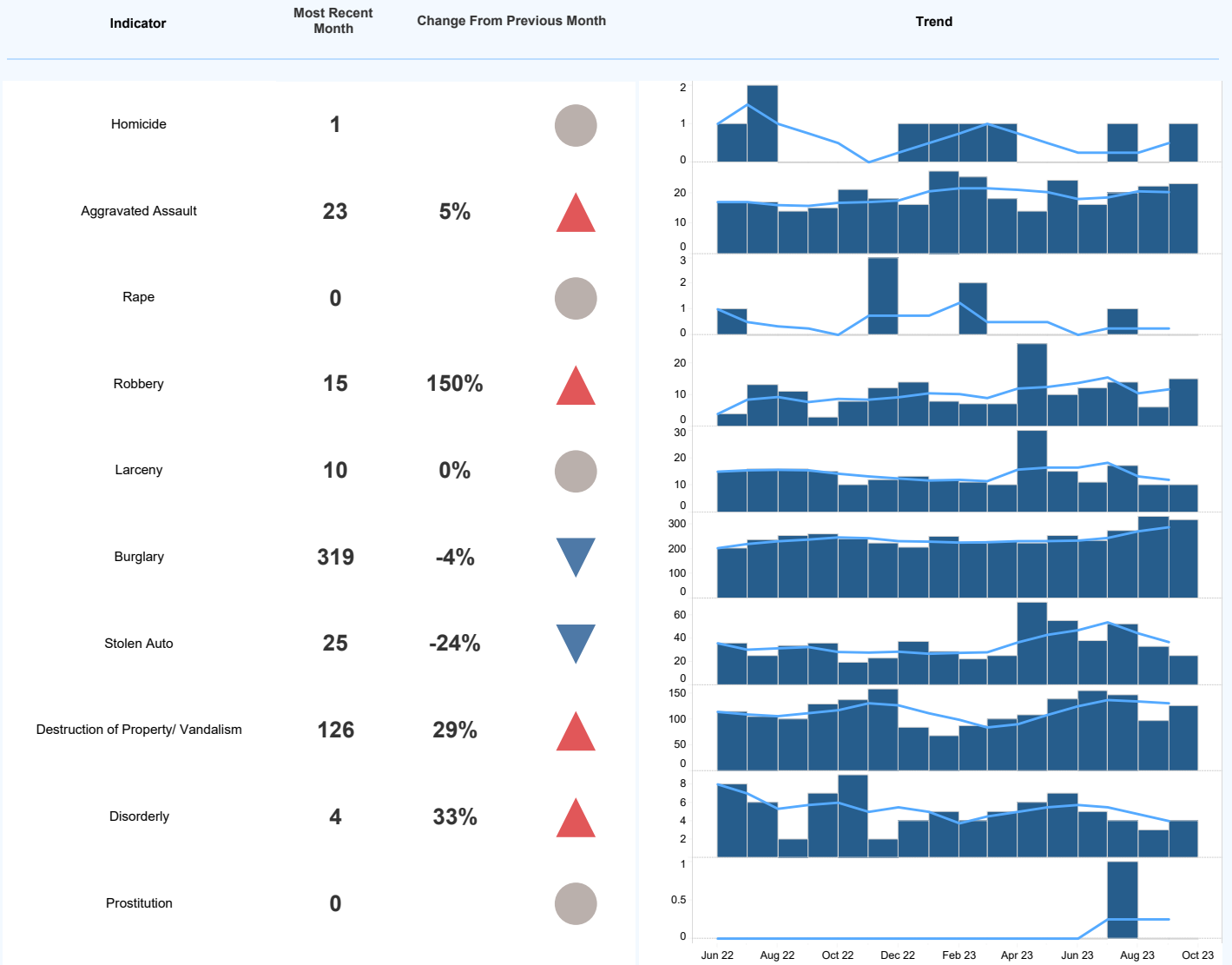
Situational Awareness



Intervention



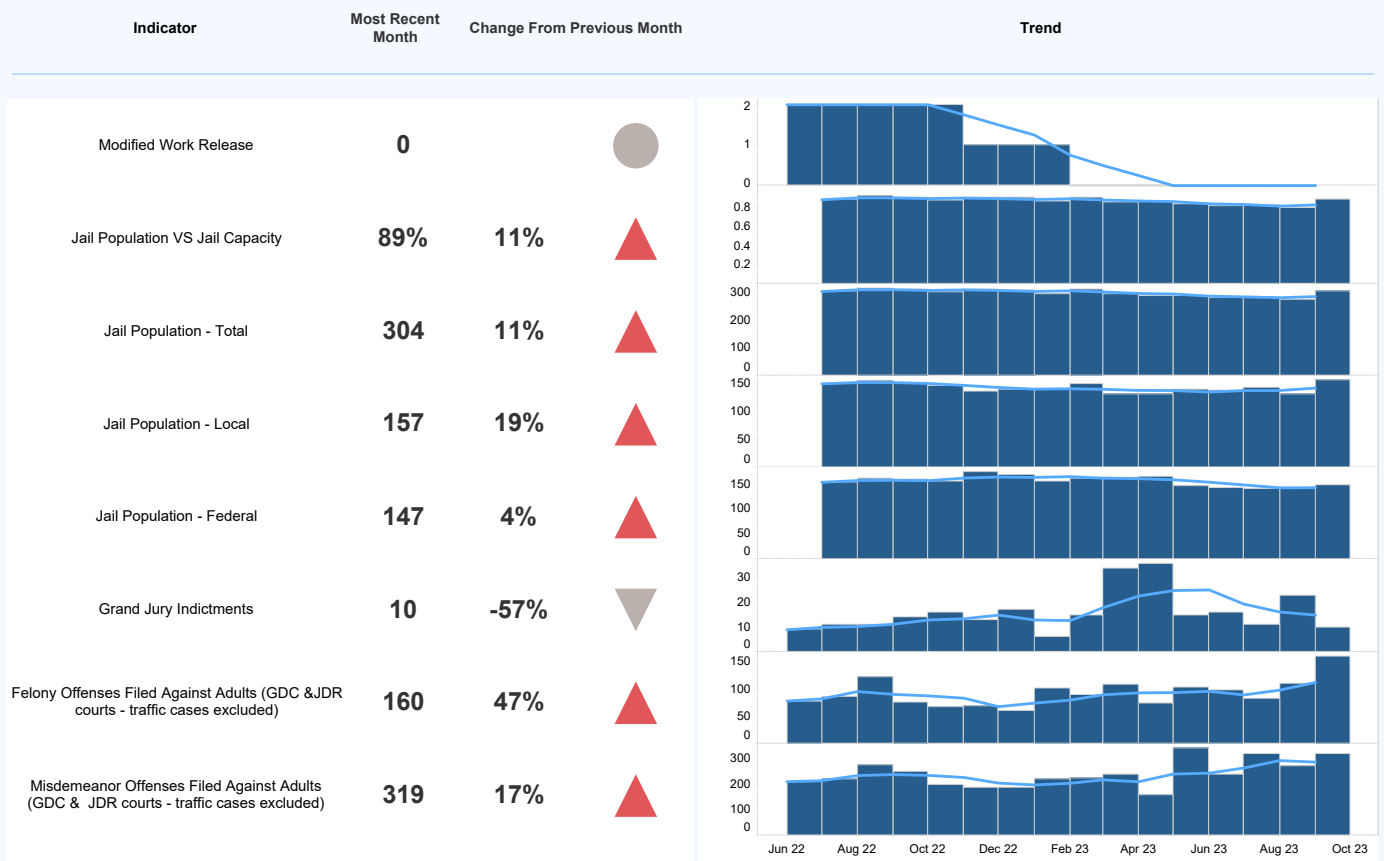
Crime Situational Awareness



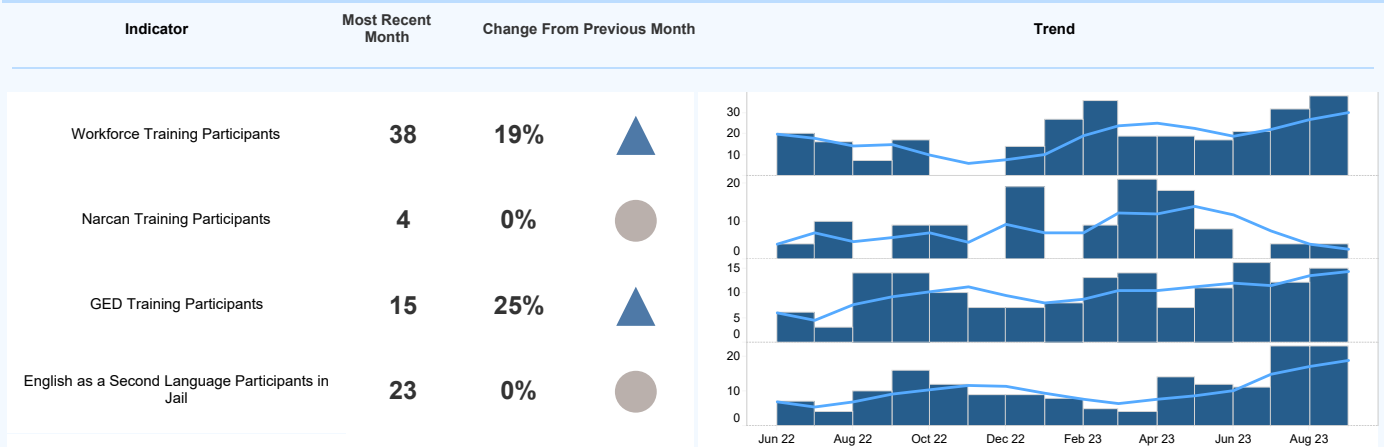
Recidivism

Goal: Reduce recidivism by providing treatment and programs to offending citizens

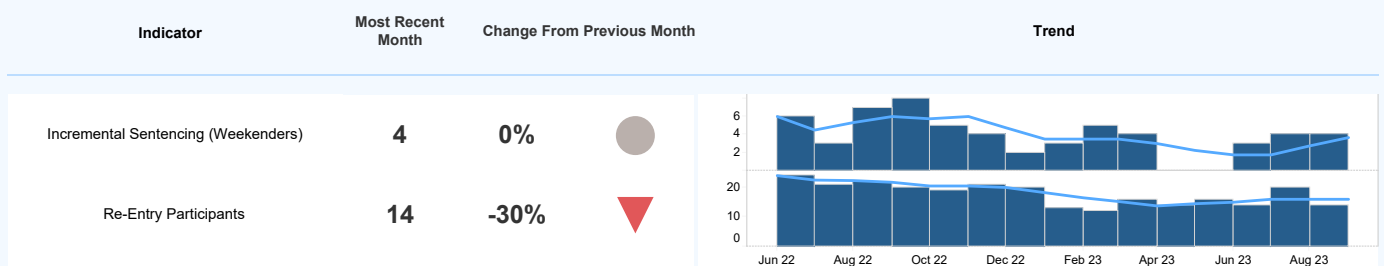
Situational Awareness



Prevention



Intervention



Youth Wellness

Goal: We build safe, stable, and nurturing environments and relationships for youth

Outcome Indicators

Indicator	Most Recent Year	Change From Previous Year	Trend
High school graduation rate: Percent of on-time graduates	83%	-8%	▼
Percent of children and youth who report having 3 or more non-parent adult supports	38%		●
Percent of youth who report being optimistic about their personal future	60%		●
Teen pregnancy rate (per 1,000 teens)	9.3	-11%	▼

Situational Awareness

Indicator	Most Recent Month	Change From Previous Month	Trend
Number of children in Foster Care (under 18)	0	-100%	▼

Intervention

Indicator	Most Recent Month	Change From Previous Month	Trend
Probation Average Daily Population	47	-2%	▼
Percentage of Intakes Diverted	7.7%	-84%	▼
Number of Youth TDOs out of Area	0	-100%	▼
Number of Youth TDOs in the Area	0	-100%	▼
Number of 18-21 year olds receiving Foster Care services through Fostering Futures	0	-100%	▼
IPE referrals made	7	17%	▲
IPE cases assigned	10	43%	▲

Vision Zero

Goal: Traffic deaths and severe injuries are unacceptable

Outcome Indicators

Indicator	Most Recent Year	Change from Previous Quarter	Trend	Trend
Fatal Crashes	0	-100%	▼	
Total Crashes	350	-61%	▼	

Situational Awareness

Indicator	Most Recent Month	Change From Previous Month	Trend	Trend
Traffic Misdemeanor and Felony Offenses Filed Against Adults (excludes infractions)	133	-1%	▼	
Total Crashes	91	40%	▲	
Fatal Crashes	0		●	
Crashes with a Major Injury	1		●	
Crashes Involving Pedestrians	5		●	
Crashes Involving Bicyclists	4		●	
Speeding Citations	49	-4%	▼	
All Other Citations	296	-5%	▼	