



DO YOU KNOW IF YOUR ORGANIZATION IS IN DANGER?

**YOU CAN FIND OUT BY ANSWERING
THREE SIMPLE QUESTIONS...**

[ANSWER NOW](#)

ReadyRating.org

Prepared for: FAITH-BASED ORGANIZATIONS

OCTOBER 2018



Disasters Are on the Rise

More People Affected Each Decade

Nearly 21 million U.S. adults were affected by disasters between 2001 and 2010. That's nearly 5 times more than in the prior decade.


↑ 20,807,165

People Reported Affected
2001-2010

4,502,527

People Reported Affected
1991-2000

Source: 2011 World Disaster Report: International Federation of Red Cross and Red Crescent Societies





Majority of Organizations Are Not Prepared

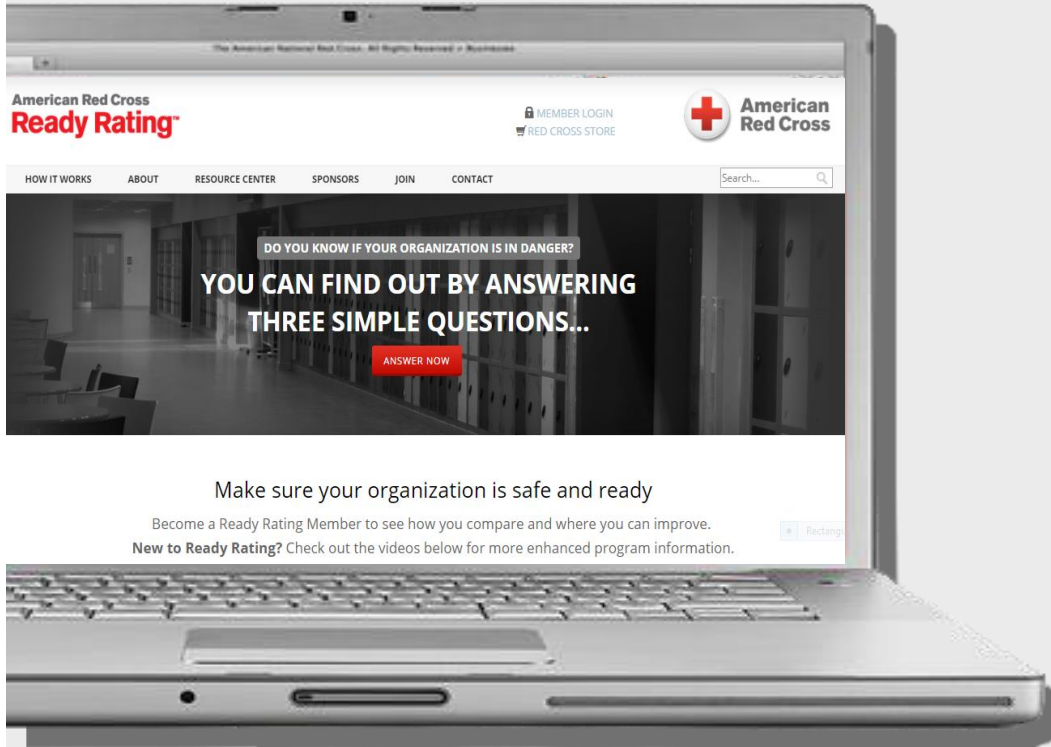
- As many as 40% of businesses fail following a disaster.
 - But, only 62% of small & medium sized businesses have emergency plans in place.
- More than a fifth of U.S. public school districts lack comprehensive emergency plans.
- Houses of worship are vulnerable to disasters – yet often lack comprehensive emergency plans.
- Non-profit organizations, are vulnerable to disasters, and face unique challenges.





The Solution

Red Cross *Ready Rating* Program[®]
www.readyrating.org



- **Free** membership
- Online accessibility
- **Easy**, self-paced assessment
- Tools to create an action plan
- **Customized** feedback
- Helps fulfill federal & state standards.



As a *Ready Rating* Member

You can:

- Measure your organization's current preparedness level.
- Help your organization improve its emergency action plan or create one if your organization does not have one.
- Provide the tools needed so that your employees know what to do.
- Track your progress to help your organization and staff respond safer, smarter, and efficiently in the event of a disaster.
- Make getting prepared: *simple, cost effective, and achievable.*



Current *Ready Rating* Members

Include:

- Businesses of all sizes
- Schools – public and private
- Houses of Worship
- Non-Profits
- Health Care
- Financial Institutions
- Insurance
- Professionals
- Retail Trade
- Manufacturing
- Real Estate





An Engaged Audience

- **Members value Ready Rating:**
 - **93% of Ready Rating members** rate the service as good to excellent.
- **Members take action:**
 - **75% of members** have updated their preparedness plans due to Ready Rating.
 - **70% of Ready Rating members** have educated their employees on preparedness at work.
 - Members have **increased their preparedness scores some by as much as 42%**.






The Impact

Of 2,200 engaged businesses, 98% renew after one year.

- **100% of members surveyed** had implemented changes to their emergency preparedness plans
- Members **improved preparedness** scores on average 47% after two years
- Companies are taking **action**



“Businesses have been looking for a program that gives them an easy, achievable path to preparedness, and *Ready Rating* gives companies of all sizes the roadmap.”

Al Martinez-Fonts, U.S. Chamber of Commerce

How to Become a *Ready Rating* Member

- Enroll on the website www.readyrating.org
 - Accept the *Ready Rating* Membership Agreement
 - Complete a *Ready Rating* Organizational Self-Assessment to measure current preparedness level with a score (1-100)

Ready Rating Assessments

- Two choices, based on your needs:
 - **ReadyGo™** - short, 25-question assessment for fast evaluation that focuses on core functions that affect preparedness
 - **ReadyAdvance™** – comprehensive, 60-question assessment for deeper look at an organization’s response and planning efforts
- Assessments are broken down into these sections:
 1. Participation – demonstrates commitment to preparedness
 2. Emergency Planning – demonstrates understanding of most likely hazards & potential impacts
 3. Facility & Equipment – prepares environment and response equipment appropriately
 4. Training & Exercises – ensure staff and properly trained and practice skills
 5. Extended Community – demonstrates commitment to the wider community

ReadyGo // 25 QUESTIONS TO RATE YOUR PREPAREDNESS

100%
complete

- Participation
- Emergency Planning
- Facility and Equipment
- Training and Exercises
- Extended Community

My Assessment Score

83%

87 out of
105 possible

My Assessment Details

12/28/2017 11:39 AM - ReadyGo **Current**

 [Next Steps Report](#)  [Save/Print](#)

[> Modify Assessment Type](#)

[> View All/Add New Version](#)

Participation

1. The safety of our staff and clients is our top priority. 


Yes No

2. A CEO or sponsoring executive has accepted the Ready Rating Membership Agreement terms.

Yes No

3. Management is briefed during the year on progress towards meeting the goals of the Preparedness Program.

Yes No

4. Resources are available to support implementation of the Ready Rating Program's recommendations (e.g., staff, equipment, training, etc.). 

Yes No





Customized *Next Steps* Report












- Completing either Assessment generates a customized *Next Steps* Report, which outlines the recommended actions the organization can take to improve its level of preparedness.
- To help you complete each action, the *Next Steps* Report recommends specific tools in the *Ready Rating* Resource Center.
- Members can improve their assessment scores by completing recommended steps and updating their assessments regularly.

Report Options

Use the Report viewer on this page to view your Next Steps Report for the ReadyGo or ReadyAdvance assessment that you have marked as current in your assessment center. The Report viewer allows you to page through the report as well as print or save the report to a PDF format. You can return to the assessment center or to the main dashboard at any time using the buttons below.

 Return To My Dashboard

 Return To Assessment Center

 Print Report Print	 Print Page Print	 Save To File Export	 Save To Window Export	 First Page Navigation	 Previous Page Navigation	Current Page 4 Page Count: 9	 Next Page Navigation	 Last Page Navigation	 Find Text Report	 Parameters Panel Report	 Document Map Report
--	--	---	--	---	--	------------------------------------	--	--	--	---	---


American Red Cross **Ready Rating™**

Section 2: Emergency Planning


Q. 9 The emergency response planning committee meets at least quarterly.

Response: False

Action Steps: Once the ERP committee has been formed, schedule four quarterly meetings. Give people ample time to plan around the committee's schedule. Establish general agenda guidelines, for example, if you hold a meeting in May consider discussing how to prepare for the start of hurricane season at that meeting. Have clear goals in mind and continue to review and refine the emergency response strategy continually.

Resources  [Emergency Response Planning Committee](#)

 [Video: Re-assessment of Threats](#)

 [Video: Emergency Planning Committee](#)



Ready Rating Resource Center

- The *Ready Rating Resource Center* contains over 70 “actionable” resources that help members achieve their preparedness goals, including the following resources:
- Over 30 videos on topics of emergency preparedness given by experts in the field of emergency management
- Sample:
 - Emergency Action Plans
 - Job Descriptions
 - Reports
- Checklists
- Sample Forms
- Presentation Decks
- Whitepapers

Featured Resources

 **Video: Managing the Media**

This video highlights the importance of skillfully dealing with the media as well as having briefing material in template form ready to go.



 **Video: Evacuation Assembly Areas**

This video touches on the importance of having evacuation routes prominently displayed. These can lead to interior shelters or exterior assembly areas. *Safety*



Resource Library Use

NOTE: You are welcome to modify, copy, reproduce, republish, upload, post, transmit or distribute the materials found on the Ready Rating Resource Center provided that you include the following copyright notice on your use:

Courtesy of The American Red Cross. © 2015 The American National Red Cross. All rights reserved. Adaptation by _____




Newsletter Archive

- 10/01/2014 - [Continuity of Management Planning](#)
- 06/26/2014 - [Managing Power Outages](#)
- 03/13/2014 - [Last Leg of Winter Preparedness](#)
- 11/25/2013 - [Hazard Mitigation and Your Business](#)
- 08/29/2013 - [When Lightning Strikes](#)
- 05/07/2013 - [Experts Expect More Hurricanes in 2013](#)
- 02/13/2013 - [Ready Rating Program - 5 Lessons from Sandy for Small Businesses](#)
- 04/30/2012 - [Coming Soon](#)
- 03/07/2012 - [Help your community stay safe – and your organization strong](#)

Resource Topics



Participation

-  [Ready Rating Overview Presentation](#)
-  [Ready Rating Overview Announcement](#)
-  [Video: Re-assessment of Threats](#)


[View All](#)

Emergency Planning

-  [Video: Evacuation Assembly Areas](#)
-  [Video: Managing Loss of Services](#)
-  [Guide to the Incident Spectrum](#)

[View All](#)

Facility & Equipment

-  [Video: Managing the Media](#)
-  [Video: Incident Command System](#)
-  [Guide to Media Training for Staff](#)

[View All](#)

Training & Exercises

-  [Guide to Working With Your Local 1st Responders for Schools](#)
-  [Organizing a Blood Drive](#)
-  [Establishing a Red Cross Shelter](#)

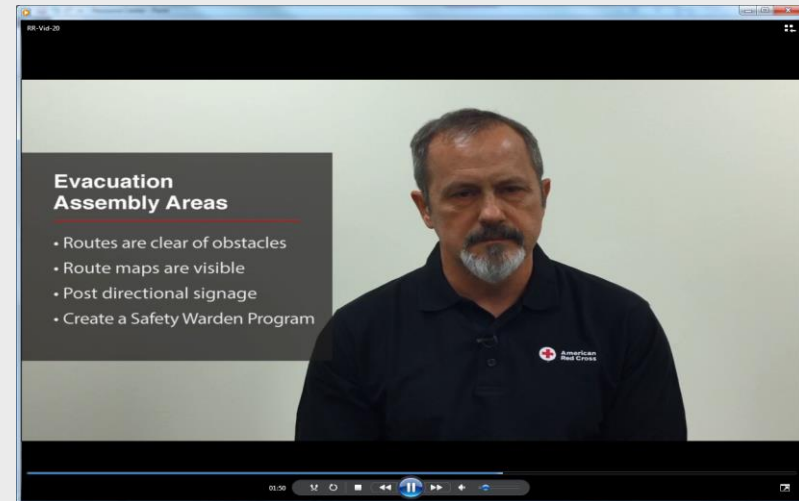


Ready Rating Resource Center

- Over 30 concise videos on topics of emergency preparedness given by experts in the field.
- Easy to understand, help you and your team understand critical concepts and goals.



Erika Voss, Emergency Manager at Microsoft (formerly) presents on how to staff your Emergency Response Team.



Dr. Tom Kirsch, Director of the Johns Hopkins Center for Refugee and Disaster Response (formerly), presents on how to conduct an evacuation.



Emergency Action Plan Templates


- Use *Ready Rating's* **Emergency Action Plan Template Tool** to easily create a customized **Emergency Action Plan** that fits your organization's needs.
- Select from two template options:
 - *EAPGo* Template: Standardized topics that address minimum OSHA requirements
 - *EAPAdvance* Template: Choose up to 70 additional topics that allow you to go into greater detail
- Both templates can be exported to your computer to finalize customization.
- Every organization should have a written Emergency Action Plan, but facilities with 10 employees or more are required by OSHA to make a written Emergency Action Plan available to all employees

Emergency Action Plan (EAP) Template Generator


Your Customizable EAP template generator tool is featured below. OSHA regulation 29 CFR 1910.38 requires that all organizations with a staff of ten or more have an Emergency Action Plan (EAP). Take a few minutes to review the EAP Template and use the Save and Download button on the left of this page to further customize using Word or a Word-compatible document editor.

Review the details under the EAP Template Options to find out about the EAPAdvance or enhanced Emergency Action Plan option available for additional customization.

EAPAdvance Template Generator

Use the template section accordion below to include or omit advanced sections in your template. Click on the magnifying glass  for a quick preview of the section in question. Once you are happy with your customizations click on the save/download option to further customize your template as a Word/RTF document. You can also always modify your template or even change back to the basic EAPGo template at any time.

Show & Omit EAP Template Sections

Alerting and Notification 

Evacuation and Sheltering 


Incident Severity Levels








Life Threatening Emergencies

Non-Life Threatening Emergencies

Training on Evacuation Routes, Shelters, and Assembly Areas

Leaving the Facility

Home 

Print Report Print Page Save To Word First Page Previous Page Current Page Next Page Last Page
Print Export Page Count: 6 Navigation

... (text obscured) ... of other severe weather, such as an epidemic/pandemic and other examples of a Level 3 event that may have a major impact on operations. If you anticipate that all operations will be affected for 72 or more hours, you should rate the event as a Level 3 incident.

Level 4: Wide-scale Event
Wide-scale incidents impacting one or more communities and having the potential to disrupt operations for a week or more should be considered Level 4 events.

Life Threatening Emergencies

Once notified of an emergency, the ERT will decide what response is appropriate to the situation. The ERT will be notified the rest of the facility by a verbal announcement over the public address system. This announcement will specify the actions to be taken such as:

- "Evacuate the building!", or
- "Move to a designated shelter!"
- "Shelter in place!"

In parallel, a distinctive alarm will sound and strobe lights will begin flashing throughout the organization. One type of alarm will indicate the need to evacuate. A second, distinctive alarm will indicate the need to shelter. Each type of alarm is discussed below.

Training on Evacuation Routes, Shelters, and Assembly Areas

All staff members should be periodically briefed on the location of the evacuation assembly areas and shelters. Signage showing the location of these areas should be visible and obvious.

Route maps showing the location of these sites should be prominently posted throughout the facility.

In calm weather, the assembly site is (insert detailed directions to the assembly area including any landmarks that might be helpful in low light or severe weather conditions situations).

In inclement weather, the assembly site is (insert alternative information).

Once at the assembly site, the first member of the ERT will assume command until relieved.

Planning for Those with a Disability

Be sure to have an evacuation plan which takes into account the challenges faced by anyone with a disability. This includes having easy and quick access to special equipment (e.g., a "stair chair" for those who cannot negotiate stairs). This requirement extends to any staff member who is temporarily injured and unable to move well or respond to various evacuation/sheltering orders. Pay special attention to this issue since it is a legal requirement placed on all employers or those operating a place of business.

Accounting for All Personnel During the Emergency



Ready Rating Dashboard

- *Ready Rating* includes a dashboard, which allows each member organization to easily view its activity and track progress.
- Dashboard, provides
 - A snapshot of your current actions
 - Your latest assessment score
 - Access to *Next Steps* report
 - Access to your *Emergency Action Plan* template tool
 - Your *Ready Rating* “Star Ranking”

Your Ready Rating

★★★★★

- ✔ Join Ready Rating
- ✔ Complete/Update Assessment(s)
- ✔ Update Emergency Action Plan (EAP)
- ✔ Show Improvement



Guest Account, Ready Rating Business
readyrating@redcross.org

 [Manage Member Account](#)

Welcome To Your Dashboard Sample Company





Welcome to the Ready Rating User Dashboard. Take a look below at some key information concerning your status as a Ready Rating Member. Additionally use the member management tools on this page to edit your profile account and change information including password and contact information.

Did you know? As a Ready Rating Member that has completed a current Assessment, you are encouraged to display the [Ready Rating Member Seal](#). The Seal is visible recognition of your commitment to preparedness.

 [Click for your Assessment\(s\) or Emergency Action Plan\(s\) from the previous version of Ready Rating.](#) [+](#)

Your Ready Rating



-  [Join Ready Rating](#)
-  [Complete/Update Assessment\(s\)](#)
-  [Update Emergency Action Plan \(EAP\)](#)
-  [Show Improvement](#)

My Assessment Score

ReadyAdvance




How Do You Compare?

to Businesses



You rank in the top 100 %
of other Businesses

Recommended Next Steps

 **The interests of all key stakeholders are represented on the emergency response planning committee.**

Solicit help from management in determining which functional

Featured Resources

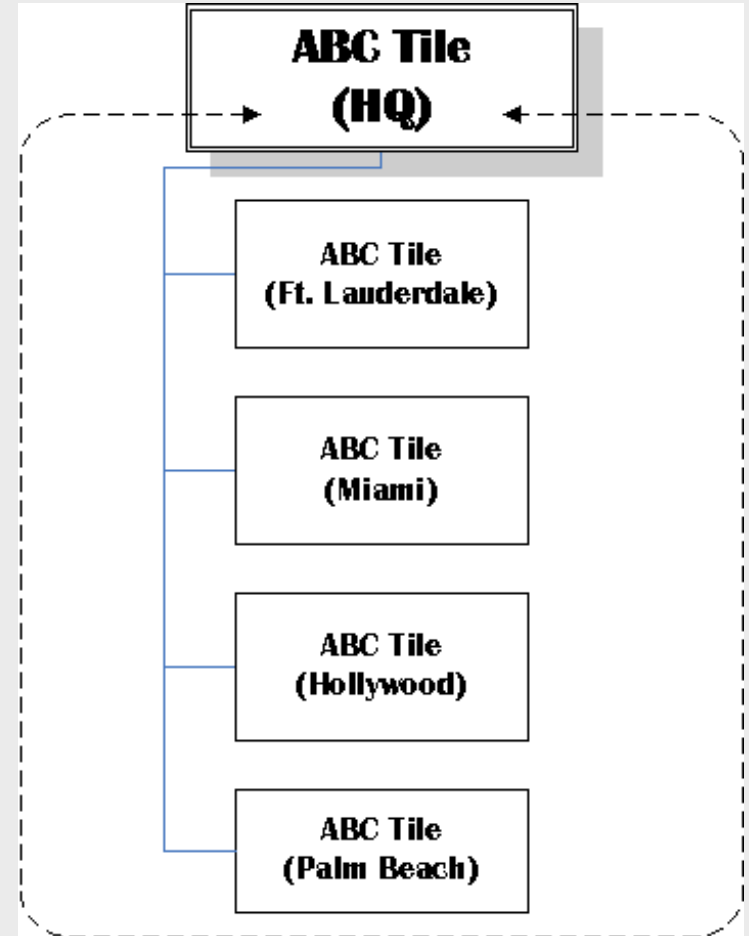


[Video: Managing the Media](#)

This video highlights the importance of skillfully dealing with the media as well as having briefing material in template form ready

Organization Manager Accounts

- For *Ready Rating* Members that wish to have separate accounts for different facilities and locations
- By using a shared Organization ID, each of your sites can be linked so that their Assessments, Score Cards and Emergency Response Plans can be viewed and sorted by the Organization Manager.






Member Communications

- **Welcome message:** Upon joining, encouraging your organization to complete an Assessment.
- **Invitation to check out your *Next Steps Report:*** Upon completion of Assessment.
- **Periodic reminders** to update Assessment
- **Quarterly Member Newsletters**, which feature articles about relevant preparedness topics.



The Newsletter for Ready Rating Members
June 2014



Managing Power Outages

If you believe that power outages are becoming more frequent – you're not alone. A report released last August by the White House entitled, [Economic Benefits of Increasing Electric Grid Resiliency to Weather Outages](#), found that during 2012 there were approximately 680 outages due to severe weather, significantly more than occurred annually between 2005 to 2009. Analysis of these outages by Dr. Massoud Amin of the University of Minnesota provided some additional details when he showed that since 1999 blackouts in the Northeast averaged 214 minutes and 92 minutes annually in the Midwest. These U.S. figures compare to an average of 4 minutes per event in Japan.

Power outages are expensive. A study by Hugh Byrd, Professor of Architecture at the University of Lincoln, UK, and Steve Matthewman, Associate Professor of Sociology at the University of Auckland, New Zealand, found that blackouts annually cost U.S. businesses around \$180B in lost revenues.

[Click here to read the full article...](#)

Some U.S. Power Numbers...
[Click here to complete our latest crossword puzzle.](#)

Crisis Management - By the Numbers

A light rain broke the heat left by the August sun but not the oppressive humidity. It was Sunday evening when the phone rang at 8:30. Carol almost didn't answer thinking it was a telemarketer trying one last time to entice her to take a survey or interest her in a timeshare.

Luckily, she did answer.

On the phone was the night guard at the fuel storage depot maintained by her small distribution company. He explained that there had been a serious accident. Roughly thirty minutes earlier while loading a propane tanker truck there was an explosion and fire which injured the driver.

[Click here to read the entire article](#)



Benefits to Joining

- Preparedness made simple!
- You are in control of the process, timeline and actions you take to improve your organization's level of preparedness.
- Easy to understand Assessment Report Cards and *Next Steps Report*
- Watch your preparedness level improve as you update your Assessment
- Use the *Ready Rating* Member Seal
- Free, thanks to our generous sponsors





Performance Highlights

- As of 30 December 2017, 14,701 *Ready Rating* members
- Members love *Ready Rating*!
 - 93% of *Ready Rating* members rate the service as good to excellent
- Members are taking action
 - 75% of members have updated their Emergency Action Plans due to *Ready Rating*
 - 70% of *Ready Rating* members have educated their employees about preparedness at work
 - Members have increased their scores – some by as much as 42%





Action Items

1. Join *Ready Rating*
 - Go to [ReadyRating.org](https://www.readyrating.org)
 - Register in (1 minute)
2. Measure your preparedness level (choose 1)
 - ReadyGo Assessment (< 30 minutes)
 - ReadyAdvance Assessment (~1 hour)
3. Start improving using your *Next Steps* Report
4. Protect your Organization, Staff, Clients and Community!





Thank You
ReadyRating.org