




# **Office of Performance Analytics (OPA)**

Fall 2023 City Academy

# OPA informs City decisions

OPA collaborates across the City to transform data and information into insightful policy, impactful investment, and effective services for all Alexandrians by....



**Analyzing**  
programs,  
problems, &  
processes



**Measuring**  
City services



Enhancing  
problem  
solving  
**capabilities**



Centralizing  
**data** to be  
leveraged for  
decision  
making



Watch this  
video to learn  
more

# Examples

# COVID19 Analytics

In **Alexandria City**, the COVID-19 hospital admission level is currently **Low**



People may choose to mask at any time. People with symptoms, a positive test, or exposure to someone with COVID-19 should wear a high-quality mask or respirator when indoors in public.

## Individual-Level Prevention Steps You Can Take Based on Your County's COVID-19 Hospital Admission Level

- Stay up to date on vaccination.
- Maintain ventilation improvements.
- Avoid contact with people who have suspected or confirmed COVID-19.
- Follow recommendations for isolation if you have suspected or confirmed COVID-19.
- Follow the recommendations for what to do if you are exposed to someone with COVID-19.
- If you are at high risk of getting very sick, talk with a healthcare provider about additional prevention actions.

COVID-19 Hospital Admissions per 100K (Past Week)

**2.5**

% Change in COVID-19 Hospital Admissions (Past Week)

**4.3%**

COVID-19 Hospital Admissions (Past Week)

**49**

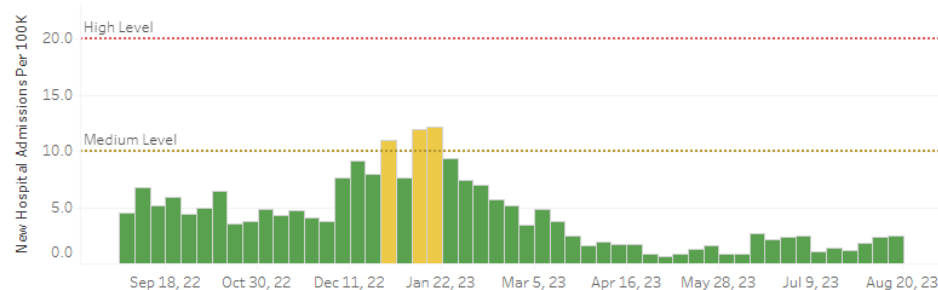
The Hospital Admission Level is determined by the COVID-19 Hospital Admissions per 100,000. High means greater than or equal to 20. Medium is between 20 and 10. And Low is less than or equal to 10 Hospital Admissions per 100,000 in the past week.

[For more information on the Hospital Admission Levels, please visit the CDC website here.](#)

## Historical Trend of Alexandria Hospital Admission Levels

Show Last # Weeks:

52





# Eviction Prevention

Data for August 20, 2023

(Period is week)

Need a primer on the eviction process in Alexandria? Click here.

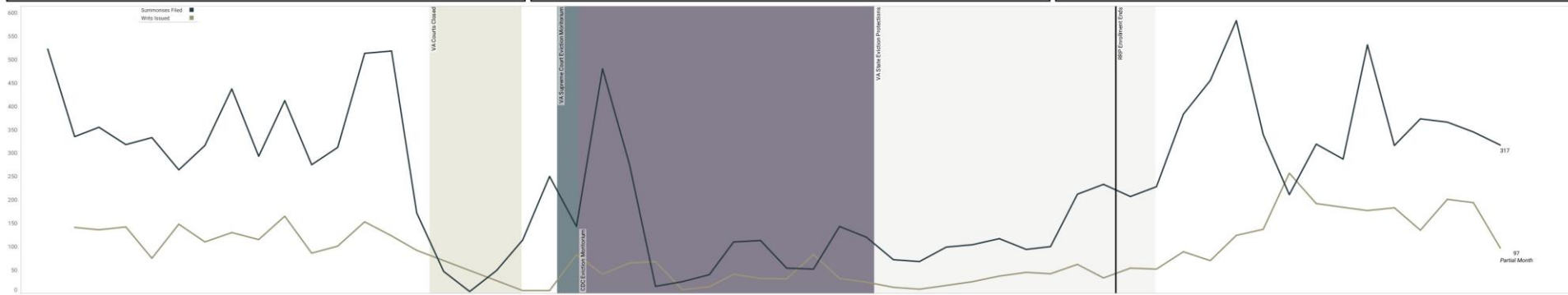
## Alexandria, VA Eviction Trends

Choose a Date Level:  
Week

Summonses Filed  
105  
(▲ 42% from previous week)

Writs of Eviction Issued  
34  
(▲ 48% from previous week)

Average Time from Summons to Writ of Eviction  
53 Days  
(▼ 12% from previous week)



Percentage of Tenants  
Receiving Legal Information  
20%

Landlord Judgment Rate  
34%  
(▼ 2% from previous week)

Average Amount of Unpaid Rent  
\$4,145  
(▼ 22% from previous week)

Percentage of Cases for Unpaid Rent  
96%  
(▼ 4% from previous week)



# City Council's Priorities



COVID-19 Recovery



Housing Opportunities



Community Engagement



Youth and Families



Compensation  
Philosophy



Economic Development



# Resident Survey

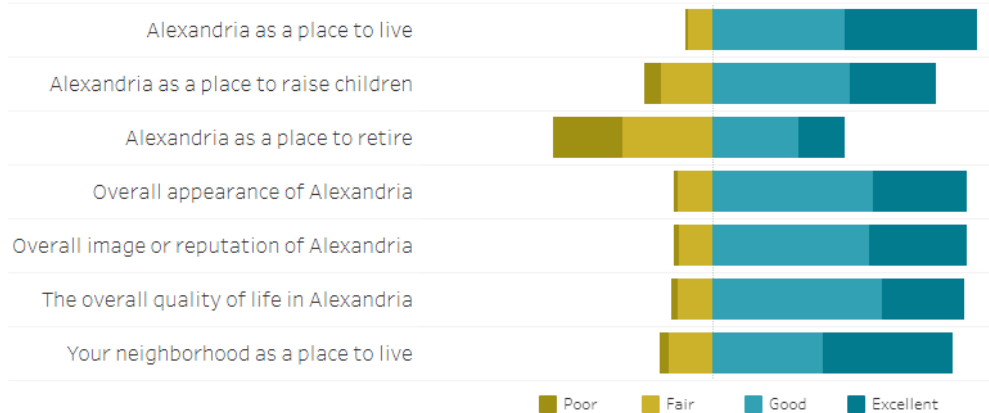


## City of Alexandria Resident Survey Results



Select Year

2020



Select a Theme or Comparison Group to Explore Further

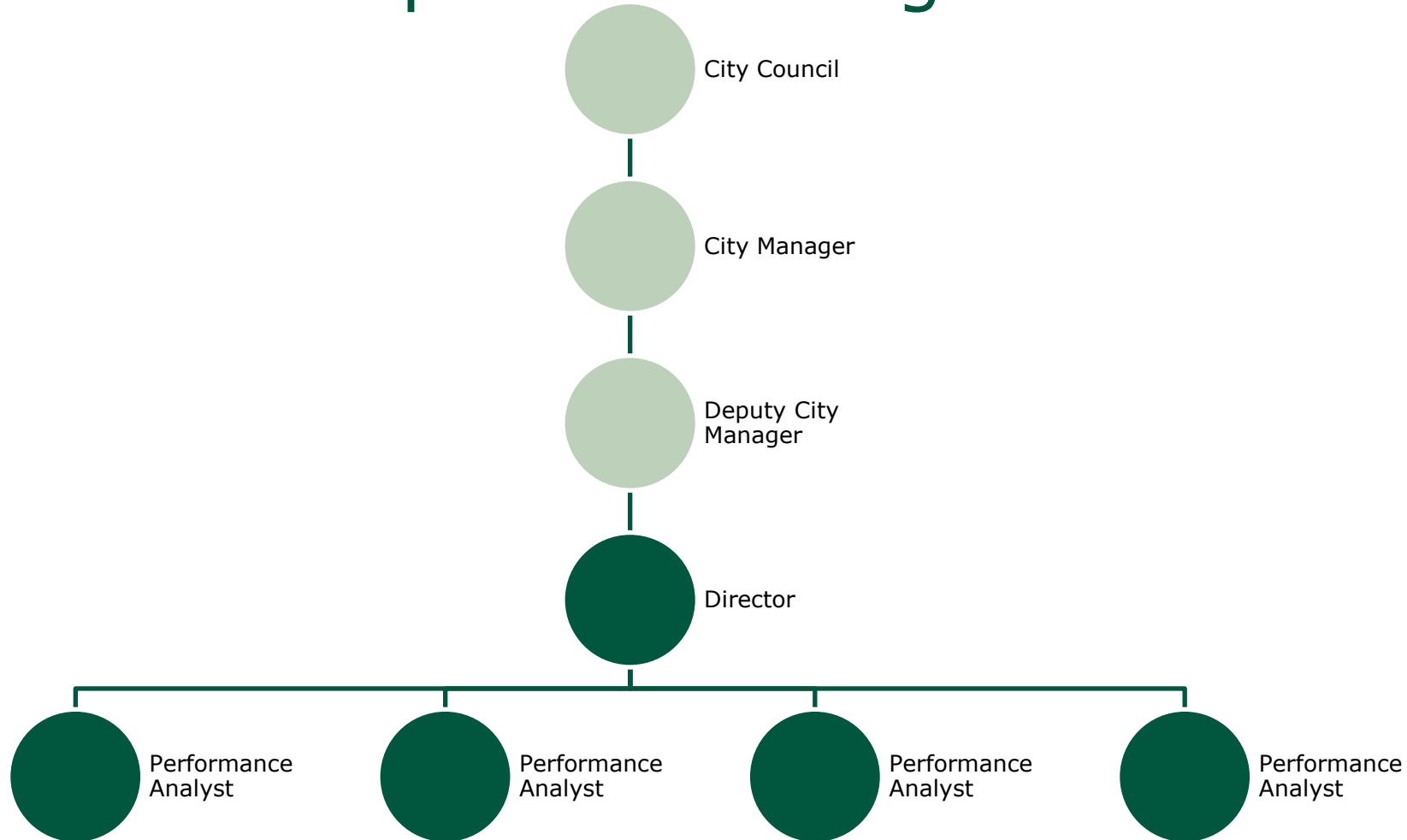




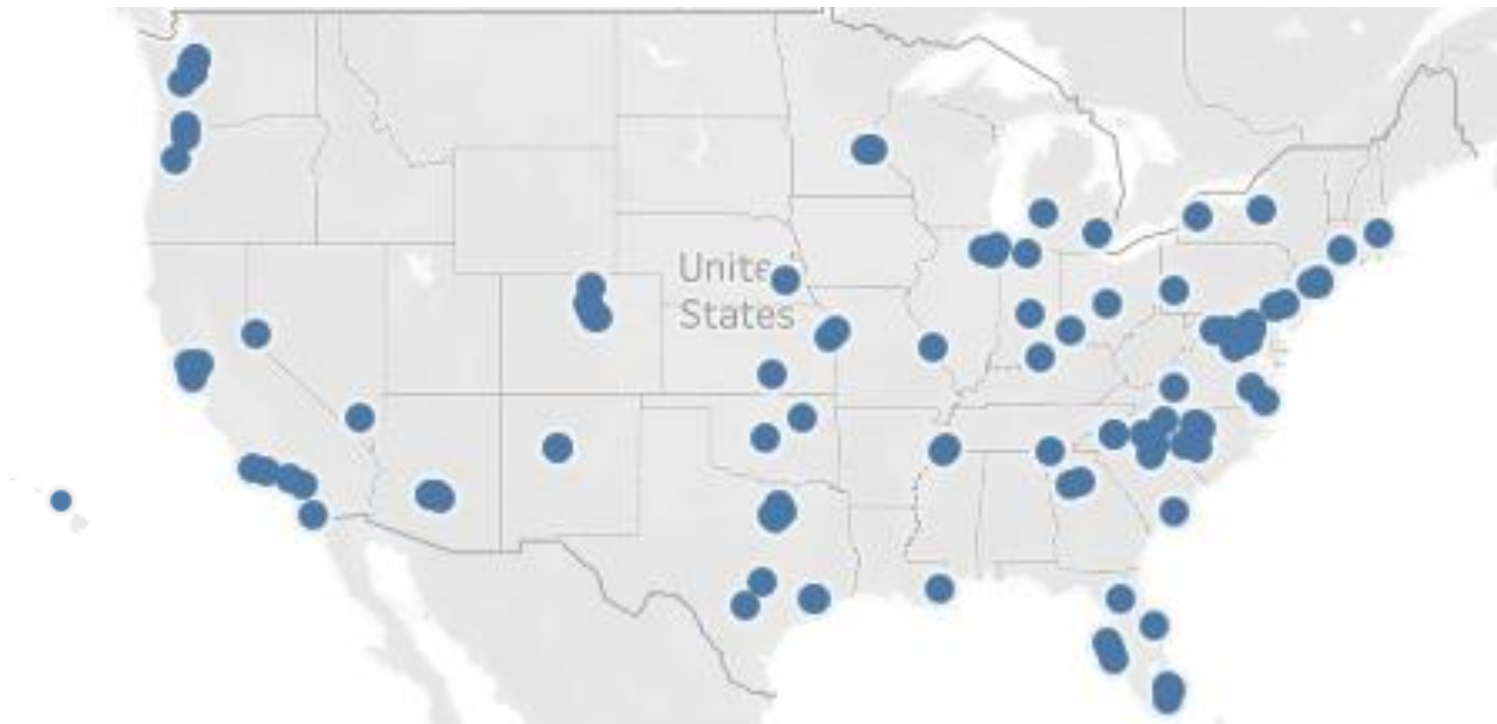
# About the Office



# Team of 5 that reports to the City Manager's Office and supports all City departments & agencies



Alexandria is one of more than 110 local governments in the US that use data and analysis to improve service delivery



# OPA's work has been recognized nationally and featured by professional organizations



# How to Contact OPA



**Alexandriava.gov/  
Performance**



**Performance  
@alexandriava.gov**