

Community Health Assessment Survey Results

Sean Curry, MPH
Katelyn Mullins, MPH
Alexandria Health Department

Nia Smart, BS
Smart Public Health Consulting



March 2025



Today's Session

- Survey purpose
- Methods
- Results
- Existing resources
- Next steps
- How you can get involved

March 2025



Community Health Assessment (CHA) Overview

- A comprehensive review of the state of health in our city
- Identifies community strengths, shortfalls, and opportunities for growth
- Measures both quantitative and qualitative data
- Final product identifies top health issues in the city
- Leads us to the Community Health Improvement Plan (CHIP)!

CHA/CHIP Timeline

Step	2024								2025												
	May	Jun	Jul	Aug	Sep	Oct	Nov	Dec	Jan	Feb	Mar	Apr	May	Jun	Jul	Aug	Sep	Oct	Nov	Dec	
Plan and Develop the CHA: <ul style="list-style-type: none"> Review previous CHAs, other assessments Determine goals and strategy Develop methods, determine what to assess 	█																				
Data Collection: <ul style="list-style-type: none"> Conduct community survey Gather quantitative data indicators Collect additional community member data, key stakeholder guidance, and other valuable information 				█																	
Analyze, Review Findings: <ul style="list-style-type: none"> Review, organize, and analyze all data found Identify themes and key data points to report 									█												
Develop, Publish Report: <ul style="list-style-type: none"> Share initial findings Finalize report Plan and develop final report release meetings and communications Publish all report products 											█										
Plan, Create Next CHIP: <ul style="list-style-type: none"> Use results from CHA as key information to inform CHIP development Community provides input to identify top 3 priorities to focus in on next CHIP Identify root causes and develop tactics Launch CHIP 															█						

March 2025

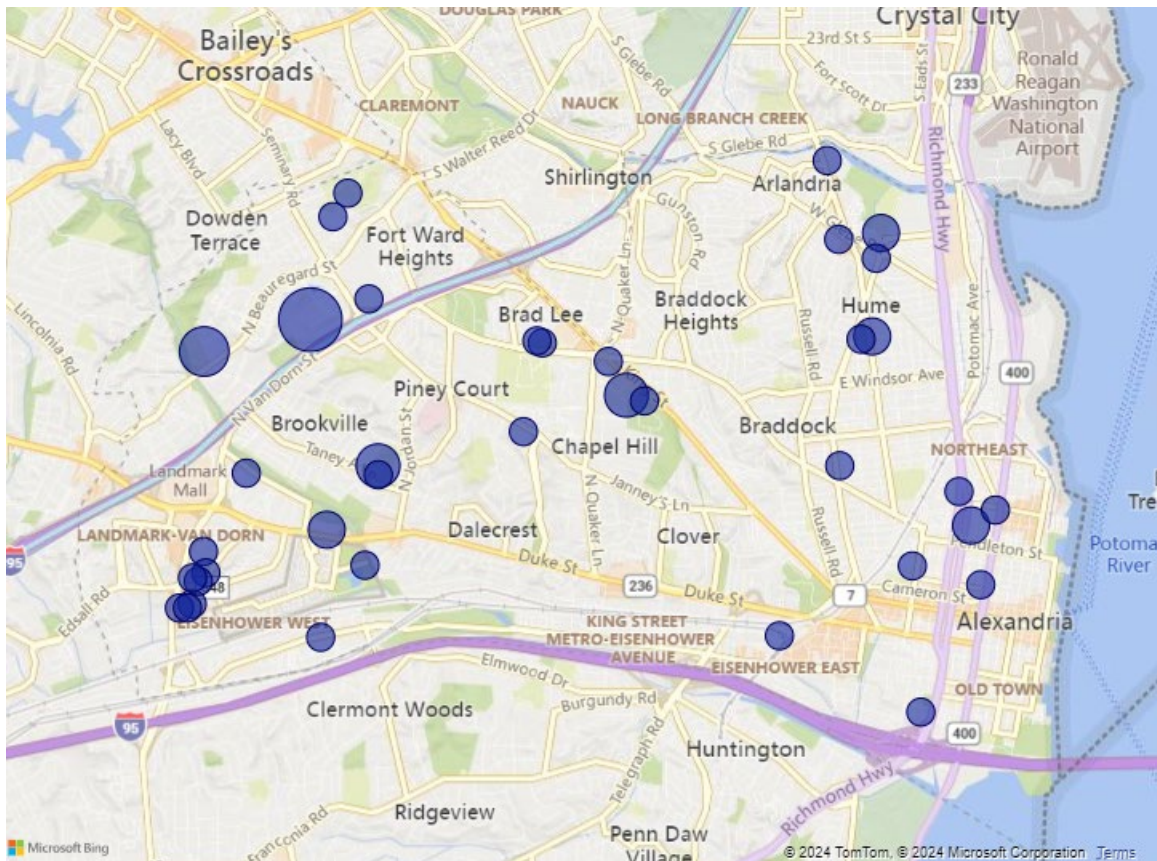


Survey Purpose

- Direct input from community members to understand what you think are our top health issues, community strengths, and opportunities to improve health in our city
- Ensure community members from all backgrounds and demographics can weigh in

What did we do?

From September 3rd – November 1st, we conducted survey outreach at almost 40 unique locations around the city! Along with a major online push.



Community Health Strengths and Issues



The Alexandria Health Department wants to learn what is most important to Alexandria community members. Your answers to this confidential survey will help make Alexandria a healthier place. For more information, please email healthmatters@vdh.virginia.gov or call 703-244-5654.

1. In your opinion, what are the biggest health issues in your community? Please choose up to THREE.

- Dental problems
- Teen pregnancy
- Maternal, infant, and child health
- Violence and crime
- Domestic violence, rape/sexual assault, child abuse
- Preventable injuries (poisoning, falls, car/bike crashes)
- Aging-related health concerns (dementia, arthritis)
- Tobacco use (cigarettes, vaping, e-cigarettes)
- Alcohol, drug, opiate use (including overdose)
- Mental health (depression, anxiety, suicide, loneliness)
- Chronic health conditions (asthma, cancer, diabetes, heart disease, stroke)
- Obesity, physical activity, and nutrition
- Sexually transmitted infections and diseases (HIV/AIDS, chlamydia, syphilis, gonorrhea)
- Illnesses spread by insects and/or animals (Lyme, West Nile, rabies)
- Illnesses spread person to person (flu, COVID-19, TB, Mpox, MRSA, measles)
- Environmental health/climate change issues (extreme heat, poor air quality, excessive flooding)
- Racism and other forms of discrimination
- Food insecurity (hunger)
- Other _____

2. In your opinion, what are your community's greatest strengths? Please choose up to THREE.

- Opportunities to be involved in, and belong to, the community (social connections)
- Diversity of the community (social, cultural, faith, economic)
- Addresses racism and biases
- Safe, healthy, and affordable housing
- Access to healthy food
- Support for basic needs (food, clothing)
- Access to healthcare
- Access to mental health and substance use services (counseling, therapy, support groups)
- Educational opportunities (schools, libraries, vocational programs, career counseling)
- Jobs and entrepreneurship opportunities
- A good place for children, youth, and families to live
- A good place for older adults to live
- Public safety (police, fire, and rescue services)
- Safe place to live
- Accessible for community members with disabilities
- Public parks, green spaces, and opportunities to be physically active
- Walkable, bikeable community
- Public transportation (convenient, reliable, affordable)
- Sustainable and eco-friendly environment
- Arts and cultural events
- Access to dental care
- Other _____

3. In your opinion, what would most improve your community's health? Please choose up to THREE.

- Opportunities to be involved in, and belong to, the community (social connections)
- Welcoming diversity (social, cultural, faith, economic)
- Addressing racism and biases
- Safe, healthy, and affordable housing
- Access to healthy food
- Support for basic needs (food, clothing)
- Access to healthcare
- Access to mental health and substance use services (counseling, therapy, support groups)
- Educational opportunities (schools, libraries, vocational programs, career counseling)
- Jobs and entrepreneurship opportunities
- Support for children, youth, and families
- Support for older adults
- Public safety (police, fire, and rescue services)
- Safer place to live
- Accessibility for community members with disabilities
- Public parks, green spaces, and opportunities to be physically active
- Walkable, bikeable community
- Public transportation (convenient, reliable, affordable)
- Sustainable and eco-friendly environment
- Arts and cultural events
- Access to dental care
- Other _____

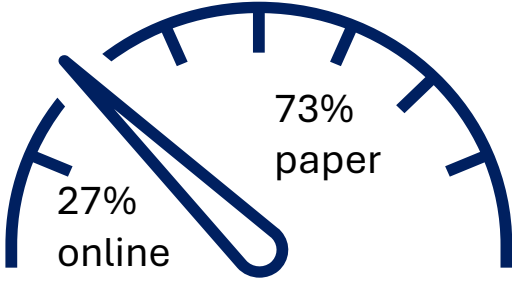
Flip over →

What did we ask?

1. What are the biggest [health issues](#) in your community? (choose 3 out of 19)
2. What are your community's [greatest strengths](#)? (choose 3 out of 22)
3. What would [most improve](#) your community's health? (choose 3 out of 22)
4. [Demographic info](#): home ZIP code, age, race/ethnicity, country of birth, household income, education, gender, sexual orientation, home language, household size, functional limitation

Who filled out the survey?

Who filled out the survey?



2,020 total responses



58% women



28% men



29% foreign-born

217 people identify as LGBTQ+

2024 CHA Survey

English	Spanish	Amharic	Dari	Arabic	Pashto
75.1%	8.9%	8.6%	5.1%	1.0%	1.3%

2019 CHA Survey

English	Spanish	Amharic	Farsi	Arabic
91.3%	7.0%	0.6%	0.1%	1.0%



552 people speak a language other than English at home



Who filled out the survey?

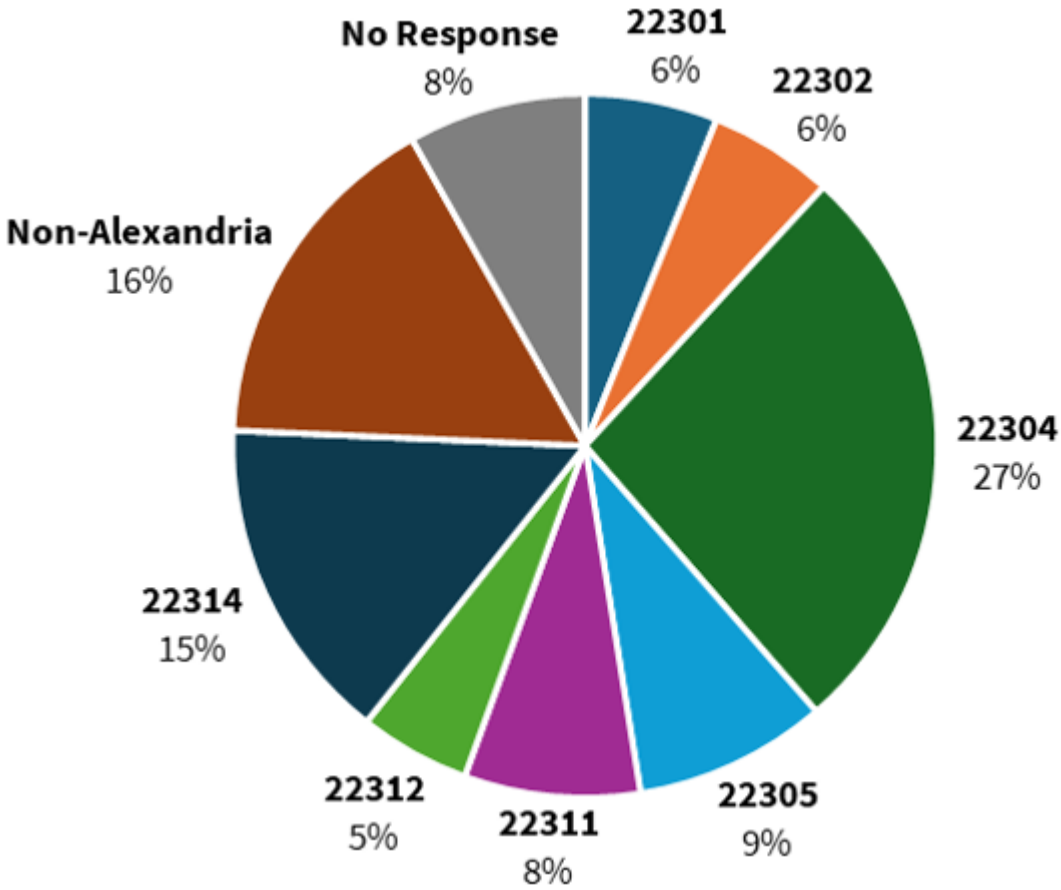
Race/Ethnicity*	2024 CHA	2022 ACS
White	28%	57%
Black or African American	21%	21%
Hispanic or Latino	13%	17%
Asian	7%	6%
African	7%	--
Middle Eastern/North African	0.7%	--
American Indian/Alaska Native	0.4%	0.3%
Native Hawaiian or Other Pacific Islander	0.1%	0%
Another Race/Ethnicity	0.9%	5%
Two or more races	5%	10%
Prefer not to say	7%	--
No response	9%	--

*single Race/Ethnicity

March 2025



Who filled out the survey?

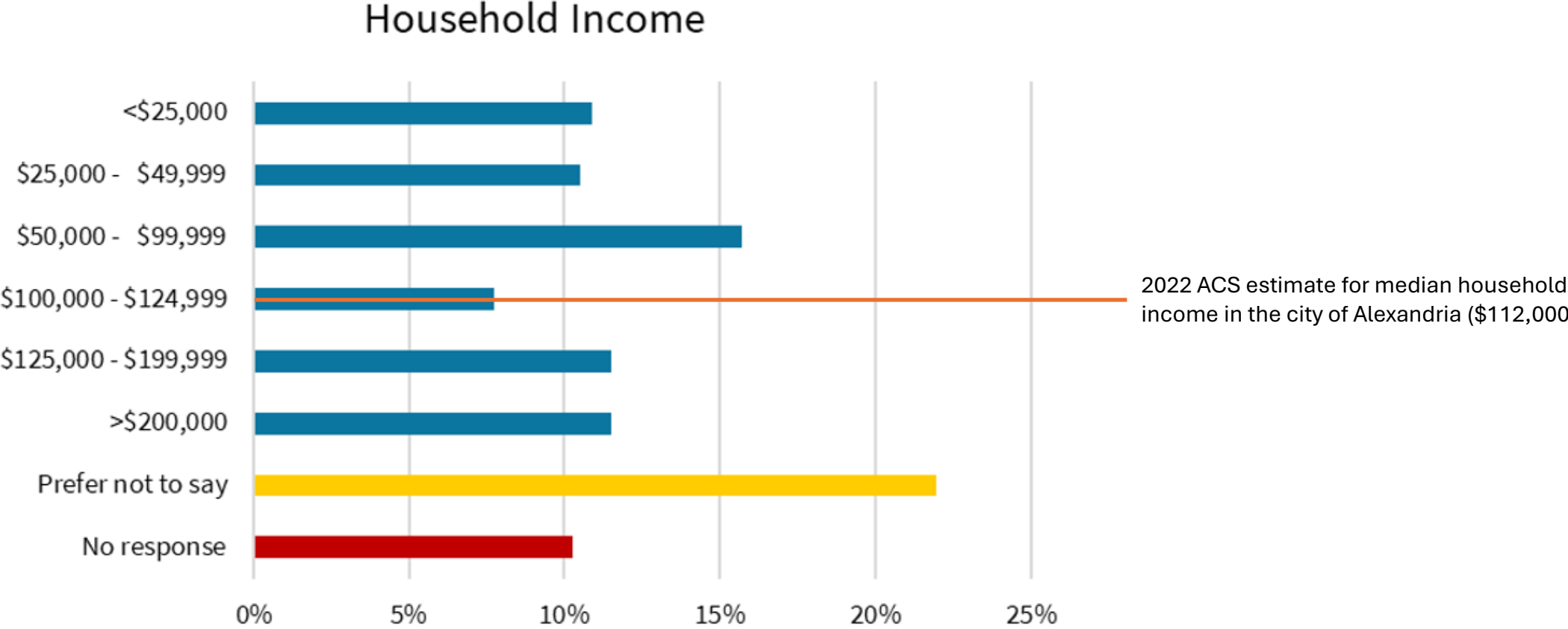


	2024 CHA	2022 ACS
22301	6%	9%
22302	6%	12%
22304	27%	32%
22305	9%	11%
22311	8%	12%
22312	5%	2%
22314	15%	23%

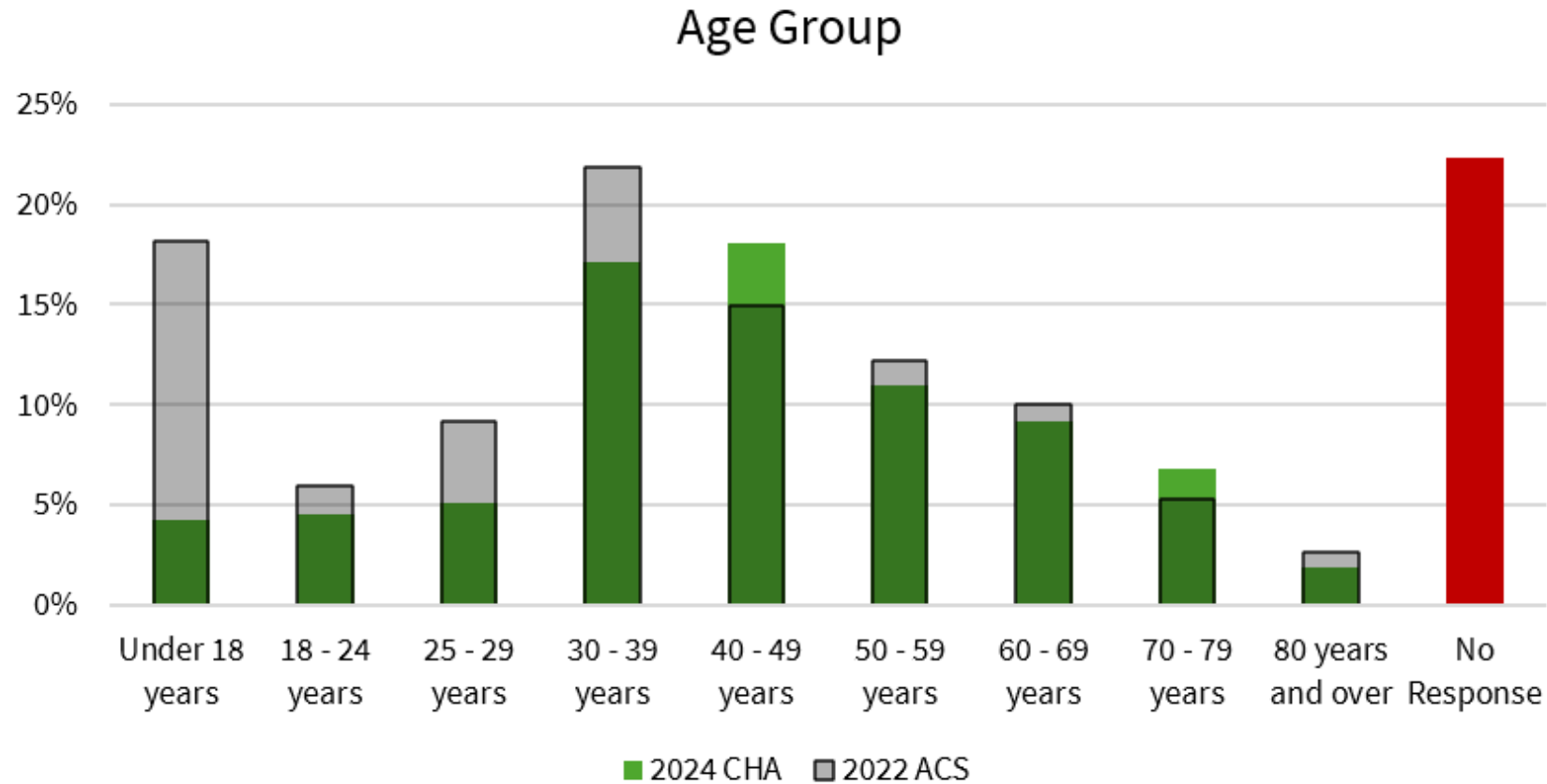
1,529 responses within Alexandria City ZIP codes (76%)



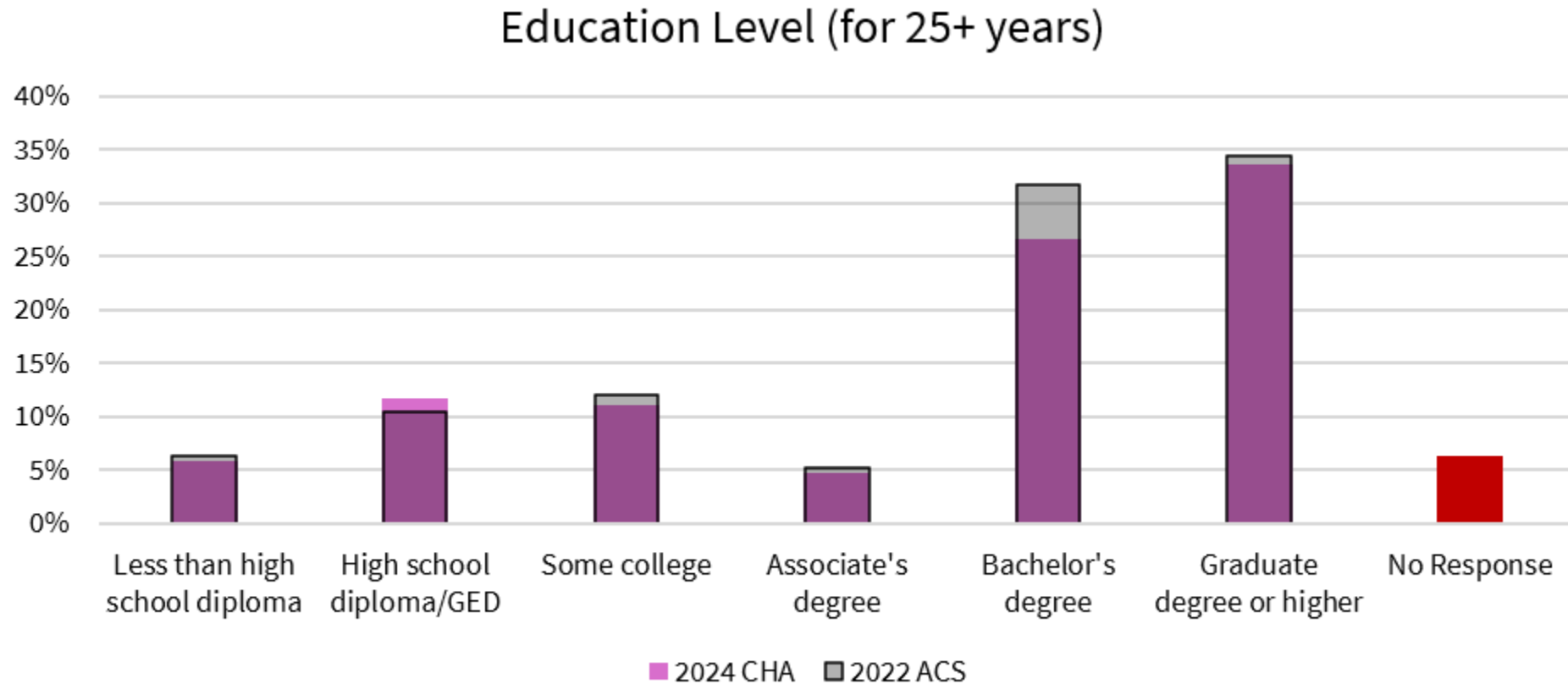
Who filled out the survey?



Who filled out the survey?



Who filled out the survey?



Who filled out the survey?

Functional Limitation*	N
Vision (seeing, even with glasses or contacts)	169
Cognition (focusing, remembering, or making decisions)	160
Mobility (walking or climbing stairs)	148
Independent Living (doing chores or errands alone)	76
Hearing (hearing, even with hearing aids)	68
Self-Care (getting dressed or bathing)	20
More than one selected	144

*asked whether respondents have difficulty with any of these

415 people total

What did Alexandria say?

March 2025



What are the biggest health issues in your community?

Rank	Response	# of respondents	% of total respondents
1	Mental health	943	47%
2	Alcohol, drug, opiate use	601	30%
3	Obesity, physical activity, and nutrition	511	26%
4	Violence and crime	502	25%
5	Chronic health conditions	432	22%
6	Dental problems	428	21%
7	Tobacco use	343	17%
8	Environmental health/ climate change issues	340	17%
9	Aging-related health issues	328	16%
10	Food insecurity	300	15%

What are the biggest health issues in your community?

- 22312**
1. Mental health
 2. Alcohol, drug, opiate use
 3. **Dental problems**

- 22311**
1. Mental health
 2. Alcohol, drug, opiate use
 3. **Dental problems**

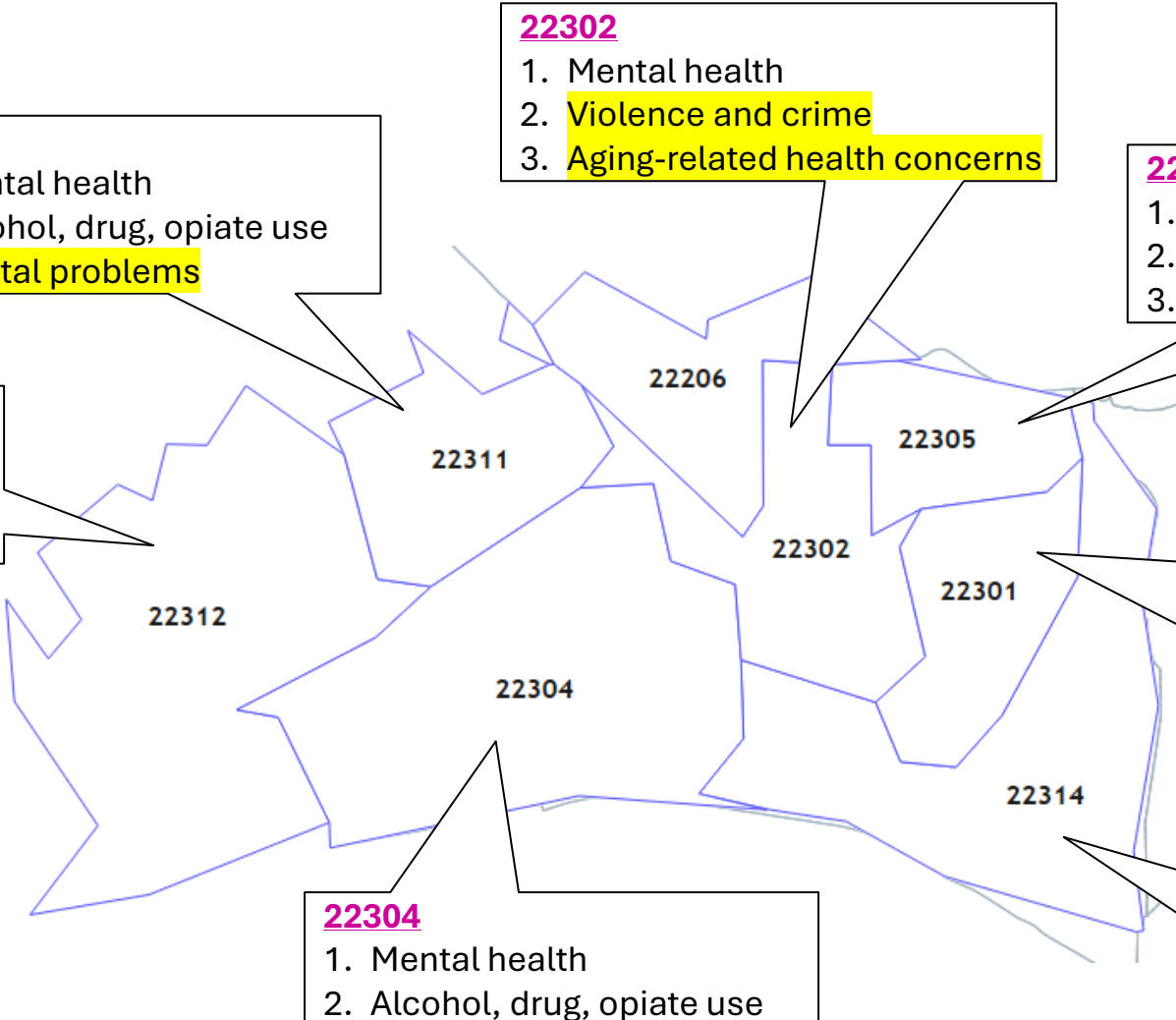
- 22302**
1. Mental health
 2. **Violence and crime**
 3. **Aging-related health concerns**

- 22305**
1. Alcohol, drug, opiate use
 2. Mental health
 3. **Violence and crime**

- 22301**
1. Mental health
 2. Obesity, physical activity, and nutrition
 3. **Environmental health/ climate change issues**

- 22304**
1. Mental health
 2. Alcohol, drug, opiate use
 3. Obesity, physical activity, and nutrition

- 22314**
1. Mental health
 2. **Violence and crime**
 3. Alcohol, drug, opiate use



Race/Ethnicity

What are the biggest health issues in your community?							
Rank	African	Asian	Black or African American	Hispanic or Latino/a	Middle Eastern/ North African*	White	Two or More Races
1	Mental health	Mental health	Mental health	Alcohol, drug, opiate use	Obesity, physical activity, and nutrition	Mental health	Mental health
2	Alcohol, drug, opiate use	Alcohol, drug, opiate use	Alcohol, drug, opiate use	Dental problems	Illnesses spread by insects	Obesity, physical activity, and nutrition	Alcohol, drug, opiate use
3	Chronic health conditions	Obesity, physical activity, and nutrition	Violence and crime	Mental health	Illnesses spread person to person	Environmental health/ climate change issues	Violence and crime
n	147	150	422	266	193	557	108

*Anyone who selected Middle Eastern/North African as their race/ethnicity OR anyone who took the survey in Dari, Pashto, or Arabic OR anyone who was born in Afghanistan, Algeria, Azerbaijan, Egypt, Iraq, Isreal, Morocco, Pakistan, Saudi Arabia, Sudan, Syria, or Turkey

**Excluding categories with less than 1% of survey responses: Another Race/Ethnicity (n=19), American Indian/Alaska Native (n=9), and Native Hawaiian/Pacific Islander (n=3).

Summary of Health Issues: Different Population Priorities

- **Violence and crime** – English and Spanish, younger and middle-aged, lower and higher income, middle education levels
- **Dental problems** – Spanish, Amharic, Pashto, lower-income households, and lower education levels
- **Chronic health conditions** – older adults and higher education levels
- **Tobacco use** – younger adults
- **Aging-related health concerns** – older adults
- **Illnesses spread person to person** – Dari, Pashto, and Arabic
- **Illnesses spread by insects** – Dari and Arabic

What would most improve your community's health?

Rank	Response	# of respondents	% of total respondents
1	Safe, healthy, and affordable housing	869	43%
2	Support for children, youth, and families	499	25%
3	Access to mental health and substance use services	492	25%
4	Access to healthcare	455	23%
5	Jobs and entrepreneurship opportunities	377	19%
6	Opportunities to be involved in, and belong to, the community	362	18%
7	Educational opportunities	345	17%
8	Access to healthy food	327	16%
9	Support for older adults	320	16%
10	Support for basic needs	315	16%

What would most improve your community's health?

- 22312**
1. Safe, healthy, affordable housing
 2. Support for children, youth, and families
 3. **Job opportunities**

- 22311**
1. Safe, healthy, affordable housing
 2. **Public safety**
 3. **Access to healthcare**

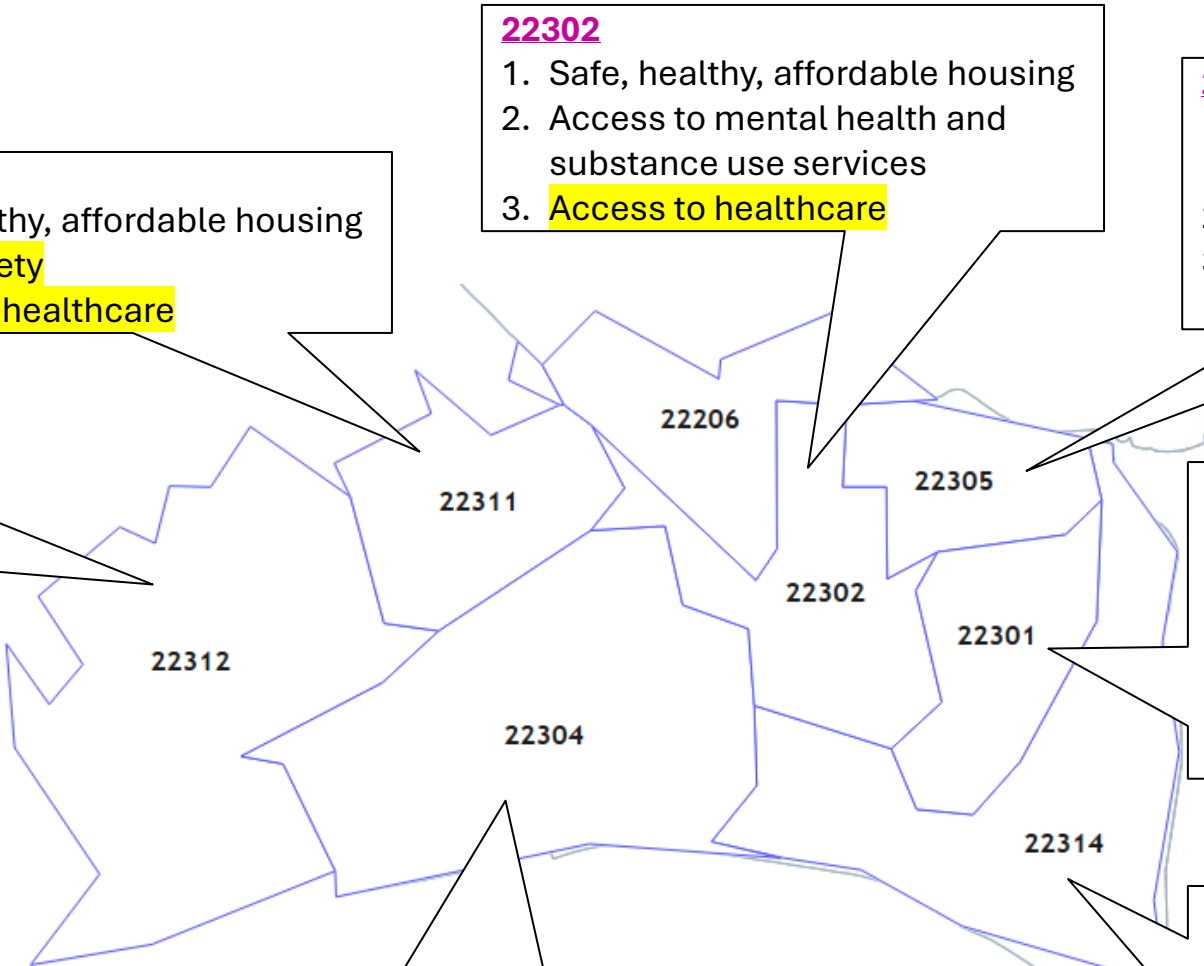
- 22302**
1. Safe, healthy, affordable housing
 2. Access to mental health and substance use services
 3. **Access to healthcare**

- 22305**
1. Safe, healthy, affordable housing
 2. **Access to healthcare**
 3. Support for children, youth, and families

- 22301**
1. Safe, healthy, affordable housing
 2. Access to mental health and substance use services
 3. Support for children, youth, and families

- 22314**
1. Safe, healthy, affordable housing
 2. Access to mental health and substance use services
 3. Support for children, youth, and families

- 22304**
1. Safe, healthy, affordable housing
 2. Support for children, youth, and families
 3. **Access to healthcare**



Race/Ethnicity

What would most improve your community's health?							
Rank	African	Asian	Black or African American	Hispanic or Latino/a	Middle Eastern/ North African*	White	Two or More Races
1	Safe, healthy, affordable housing	Safe, healthy, affordable housing	Safe, healthy, affordable housing	Safe, healthy, affordable housing	Safe, healthy, affordable housing	Safe, healthy, affordable housing	Safe, healthy, affordable housing
2	Access to healthcare	Support for children, youth, and families	Access to mental health & substance use services	Access to healthcare	Opportunities to be involved in the community	Access to mental health & substance use services	Job opportunities
3	Opportunities to be involved in the community	Access to healthy food	Support for children, youth, and families	Job opportunities	Support for children, youth, and families	Support for children, and youth, families	Access to mental health & substance use services
n	147	150	422	266	193	557	108

*Anyone who selected Middle Eastern/North African as their race/ethnicity OR anyone who took the survey in Dari, Pashto, or Arabic OR anyone who was born in Afghanistan, Algeria, Azerbaijan, Egypt, Iraq, Isreal, Morocco, Pakistan, Saudi Arabia, Sudan, Syria, or Turkey

**Excluding categories with less than 1% of survey responses: Another Race/Ethnicity (n=19), American Indian/Alaska Native (n=9), and Native Hawaiian/Pacific Islander (n=3).

Summary of Community Improvements: Different Population Priorities

- **Access to healthcare** – Spanish, middle-aged adults, a range of household incomes, and people with a high school diploma or Bachelor’s degree
- **Job opportunities** – Spanish, lower-income households, lower education levels, and younger people
- **Opportunities to be involved in the community** – Amharic, Arabic, and middle-income households
- **Support for older adults** – older adults
- **Public safety** – Dari and Arabic

What are your community's greatest strengths?

Rank	Response	# of respondents	% of total respondents
1	Diversity of the community	749	37%
2	Opportunities to be involved in, and belong to, the community	590	30%
3	Educational opportunities	553	28%
4	A good place for children, youth, and families to live	538	27%
5	Public transportation	500	25%
6	Public parks, green spaces, and opportunities to be physically active	458	23%
7	Walkable, bikeable community	362	18%
8	Public safety	302	15%
9	Support for basic needs	293	15%
10	Safe place to live	293	15%

What are your community's greatest strengths?

22311

1. Educational opportunities
2. Diversity of the community
3. A good place for children, youth, and families to live

22302

1. Diversity of the community
2. Educational opportunities
3. Opportunities to be involved in the community

22305

1. Diversity of the community
2. A good place for children, youth, and families to live
3. Public transportation

22312

1. Educational opportunities
2. Diversity of the community
3. Opportunities to be involved in the community

22301

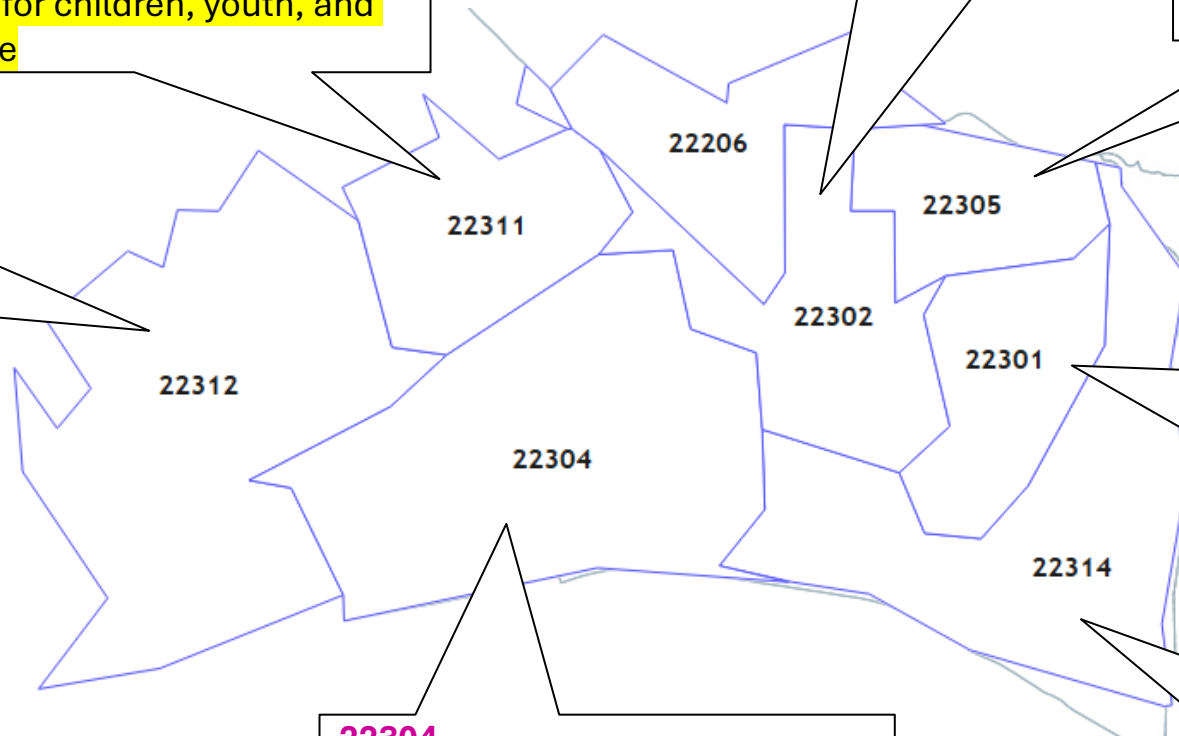
1. Diversity of the community
2. A good place for children, youth, and families to live
3. Public parks and green spaces

22304

1. Diversity of the community
2. Opportunities to be involved in the community
3. Educational opportunities

22314

1. Diversity of the community
2. Public transportation
3. Walkable, bikeable community



Race/Ethnicity

What are your community's greatest strengths?

Rank	African	Asian	Black or African American	Hispanic or Latino/a	Middle Eastern/ North African*	White	Two or More Races
1	Diversity of the community	A good place for children, youth, and families	Diversity of the community	Educational opportunities	Diversity of the community	Diversity of the community	Diversity of the community
2	Opportunities to be involved in the community	Public transportation	Opportunities to be involved in the community	Diversity of the community	Educational opportunities	Opportunities to be involved in the community	Public transportation
3	Educational opportunities	Educational opportunities	Educational opportunities	Opportunities to be involved in the community	Opportunities to be involved in the community	Public transportation	Opportunities to be involved in the community
n	147	150	422	266	193	557	108

*Anyone who selected Middle Eastern/North African as their race/ethnicity OR anyone who took the survey in Dari, Pashto, or Arabic OR anyone who was born in Afghanistan, Algeria, Azerbaijan, Egypt, Iraq, Isreal, Morocco, Pakistan, Saudi Arabia, Sudan, Syria, or Turkey

**Excluding categories with less than 1% of survey responses: Another Race/Ethnicity (n=19), American Indian/Alaska Native (n=9), and Native Hawaiian/Pacific Islander (n=3).

Summary of Community Strengths: Different Population Priorities

- **A good place for children, youth, and families** – Dari, Pashto, middle-aged adults, households making below 25k and above 200k, and people with a high school diploma or Graduate degree
- **Public transportation** – people in their 60s and households making around the area median income
- **Public parks and green spaces** – Spanish and Dari
- **Safe, healthy, affordable housing** – Spanish, Pashto, and Arabic

Resources in our Community

March 2025



Connecting You to Support in Alexandria

The Department of Community & Human Services (DCHS) provides vital safety-net services to improve the quality of life for Alexandrians. Here are a few of the programs and services available to you:

- Children, Youth and Family Services
- Benefits (Food, Healthcare, Utilities, Financial Assistance)
- Housing Crisis and Homeless Services
- Domestic Violence, Sexual Assault and LGBTQ+ Services
- Older Adult Services
- Adult Mental Health, Drug and Alcohol Treatment, and Developmental Disabilities
- Employment and Job Training



<https://www.alexandriava.gov/DCCHS>

Additional Resources

City of Alexandria Community Resources Document for 2025

Includes information on:

- Shelters/Homeless Services
- Emergency & Financial Assistance
- Legal Assistance
- Meals & more!

Click [here](#) to access the document!

City of Alexandria Housing Services and Programs

Click [here](#) to access the document

ALEX 311

Call ALX311 to be directed to services you need in the City of Alexandria

[FindHelp.org](#)

Find resources near you by entering your zip code



What's Next?

March 2025



How will we use these results?

- Survey informs the state of health in our city.
- Responses overall and by demographic breakouts.
- This, along with population level data and system, policy, and environmental factors will help us gain a full understanding of health in our city.
- For CHIP and other agencies and organizations!

What's next?

- Stay in touch with CHA activities – sign up for our email list!
- Upcoming Community Photo Album
- Visit our [Alexandria CHA Website](#)! Find a recording and slides of today's presentation, as well as much more information about this assessment
- Have follow up questions after today? Email healthmatters@vdh.virginia.gov

Alexandria Community Health
Assessment (CHA) 2024



Thank You!

March 2025



Reference Slides: Demographic Breakdowns

March 2025



Survey Language

What are the biggest health issues in your community?						
Rank	English	Spanish	Amharic	Dari	Pashto	Arabic
1	Mental health	Dental problems	Mental health	Obesity, physical activity, nutrition	Obesity, physical activity, nutrition	Illnesses spread person to person
2	Alcohol, drug, opiate use	Alcohol, drug, opiate use	Dental problems	Illnesses spread by insect	Illnesses spread person to person	Illnesses spread by insects
3	Violence and crime	Violence and crime	Chronic health conditions	Illnesses spread person to person	Dental problems	Aging-related health concerns
n	1518	179	173	103	27	20

Age Group

What are the biggest health issues in your community?

Rank	Under 18 years	18-24 years	25-29 years	30-39 years	40-49 years	50-59 years	60-69 years	70-79 years	80-90 years
1	Alcohol, drug, opiate use	Mental health	Mental health	Mental health	Mental health	Mental health	Mental health	Ageing-related health concerns	Ageing-related health concerns
2	Violence and crime	Alcohol, drug, opiate use	Alcohol, drug, opiate use	Alcohol, drug, opiate use	Alcohol, drug, opiate use	Violence and crime	Chronic health conditions	Mental health	Mental health
3	Mental health	Tobacco use	Tobacco use	Dental problems	Obesity, physical activity, nutrition	Obesity, physical activity, nutrition	Ageing-related health concerns	Chronic health conditions	Obesity, physical activity, nutrition
n	86	92	102	345	364	222	184	137	37



Household Income

What are the biggest health issues in your community?

Rank	Less than \$25,000	\$25,000 - \$49,999	\$50,000 - \$99,999	\$100,000 - \$124,999	\$125,000 - \$199,999	Greater than \$200,000
1	Dental problems	Mental health	Mental health	Mental health	Mental health	Mental health
2	Mental health	Alcohol, drug, opiate use	Alcohol, drug, opiate use	Alcohol, drug, opiate use	Alcohol, drug, opiate use	Obesity, physical activity, nutrition
3	Alcohol, drug, opiate use	Violence and crime	Dental problems	Obesity, physical activity, nutrition	Violence and crime	Alcohol, drug, opiate use
n	220	212	317	156	232	232



Education Level

What are the biggest health issues in your community?						
Rank	Less than high school diploma	High school diploma/ GED	Some college	Associate's degree/ Trade certification	Bachelor's degree	Graduate degree or higher
1	Alcohol, drug, opiate use	Alcohol, drug, opiate use	Mental health	Mental health	Mental health	Mental health
2	Mental health	Mental health	Alcohol, drug, opiate use	Alcohol, drug, opiate use	Alcohol, drug, opiate use	Obesity, physical activity, nutrition
3	Dental problems	Dental problems	Violence and crime	Violence and crime	Obesity, physical activity, nutrition	Chronic health conditions
n	161	241	216	84	438	529

Survey Language

What would most improve your community's health?						
Rank	English	Spanish	Amharic	Dari	Pashto	Arabic
1	Safe, healthy, affordable housing	Safe, healthy, affordable housing	Safe, healthy, affordable housing	Support for children, youth, and families	Safe, healthy, affordable housing	Public safety
2	Access to mental health & substance use services	Access to healthcare	Educational opportunities	Safe, healthy, affordable housing	Support for children, youth, and families	Welcoming diversity
3	Support for children, youth, and families	Job opportunities	Opportunities to be involved in the community	Public safety	Access to healthy food	Opportunities to be involved in the community
n	1518	179	173	103	27	20

Age Group

What would most improve your community's health?

Rank	Under 18 years	18-24 years	25-29 years	30-39 years	40-49 years	50-59 years	60-69 years	70-79 years	80-90 years
1	Safe, healthy, affordable housing	Safe, healthy, affordable housing	Safe, healthy, affordable housing	Safe, healthy, affordable housing	Safe, healthy, affordable housing	Safe, healthy, affordable housing	Safe, healthy, affordable housing	Safe, healthy, affordable housing	Access to mental health & substance use services
2	Support for children, youth, and families	Support for children, youth, and families	Support for children, youth, and families	Support for children, youth, and families	Access to mental health & substance use services	Access to mental health & substance use services	Support for older adults	Support for older adults	Opportunities to be involved in the community
3	Job opportunities	Access to mental health & substance use services	Access to mental health & substance use services	Access to healthcare	Access to healthcare	Support for children, youth, and families	Access to mental health & substance use services	Access to mental health & substance use services	Safe, healthy, affordable housing
n	86	92	102	345	364	222	184	137	37



Household Income

What would most improve your community's health?						
Rank	Less than \$25,000	\$25,000 - \$49,999	\$50,000 - \$99,999	\$100,000 - \$124,999	\$125,000 - \$199,999	Greater than \$200,000
1	Safe, healthy, affordable housing	Safe, healthy, affordable housing	Safe, healthy, affordable housing	Safe, healthy, affordable housing	Safe, healthy, affordable housing	Safe, healthy, affordable housing
2	Support for children, youth, and families	Access to healthcare	Support for children, youth, and families	Access to mental health & substance use services	Access to mental health & substance use services	Access to mental health & substance use services
3	Job opportunities	Job opportunities	Access to mental health & substance use services	Opportunities to be involved in the community	Access to healthcare	Support for children, youth, and families
n	220	212	317	156	232	232

Education Level

What would most improve your community's health?						
Rank	Less than high school diploma	High school diploma/ GED	Some college	Associate's degree/ Trade certification	Bachelor's degree	Graduate degree or higher
1	Safe, healthy, affordable housing	Safe, healthy, affordable housing	Safe, healthy, affordable housing	Safe, healthy, affordable housing	Safe, healthy, affordable housing	Safe, healthy, affordable housing
2	Job opportunities	Support for children, youth, and families	Support for children, youth, and families	Support for children, youth, and families	Access to healthcare	Access to mental health & substance use service
3	Support for children, youth, and families	Access to healthcare	Job opportunities	Access to mental health & substance use services	Access to mental health & substance use services	Support for children, youth, and families
n	161	241	216	84	438	529

Survey Language

What are your community's greatest strengths?						
Rank	English	Spanish	Amharic	Dari	Pashto	Arabic
1	Diversity of the community	Educational opportunities	Opportunities to be involved in the community	A good place for children, youth, and families	A good place for children, youth, and families	Safe, healthy, affordable housing
2	Opportunities to be involved in the community	Public parks and green spaces	Educational opportunities	Public safety	Access to dental care	Accessible for community members with disabilities
3	Educational opportunities	Safe, healthy, affordable housing	Diversity of the community	Public parks and green spaces	Safe, healthy, affordable housing	Diversity of the community
n	1518	179	173	103	27	20

Age Group

What are your community's greatest strengths?

Rank	Under 18 years	18-24 years	25-29 years	30-39 years	40-49 years	50-59 years	60-69 years	70-79 years	80-90 years
1	Diversity of the community	Diversity of the community	Diversity of the community	Diversity of the community	Diversity of the community	Diversity of the community	Diversity of the community	Diversity of the community	Opportunities to be involved in the community
2	Opportunities to be involved in the community	Educational opportunities	Opportunities to be involved in the community	A good place for children, youth, and families	Opportunities to be involved in the community	Opportunities to be involved in the community	Public transportation	Opportunities to be involved in the community	Diversity of the community
3	Educational opportunities	Opportunities to be involved in the community	Educational opportunities	Educational opportunities	A good place for children, youth, and families	Educational opportunities	Opportunities to be involved in the community	Educational opportunities	Access to healthcare
n	86	92	102	345	364	222	184	137	37

Household Income

What are your community's greatest strengths?

Rank	Less than \$25,000	\$25,000 - \$49,999	\$50,000 - \$99,999	\$100,000 - \$124,999	\$125,000 - \$199,999	Greater than \$200,000
1	A good place for children, youth, and families	Diversity of the community	Diversity of the community	Diversity of the community	Diversity of the community	Diversity of the community
2	Educational opportunities	Opportunities to be involved in the community	Educational opportunities	Educational opportunities	Opportunities to be involved in the community	A good place for children, youth, and families
3	Opportunities to be involved in the community	Educational opportunities	Opportunities to be involved in the community	Public transportation	Educational opportunities	Opportunities to be involved in the community
n	220	212	317	156	232	232

Education Level

What are your community's greatest strengths?						
Rank	Less than high school diploma	High school diploma/ GED	Some college	Associate's degree/ Trade certification	Bachelor's degree	Graduate degree or higher
1	Educational opportunities	Opportunities to be involved in the community	Diversity of the community	Diversity of the community	Diversity of the community	Diversity of the community
2	Diversity of the community	A good place for children, youth, and families	Opportunities to be involved in the community	Educational opportunities	Opportunities to be involved in the community	Opportunities to be involved in the community
3	Opportunities to be involved in the community	Diversity of the community	Educational opportunities	Opportunities to be involved in the community	Educational opportunities	A good place for children, youth, and families
n	161	241	216	84	438	529

