FY 2026 ANNUAL REPORT
& FY 2027 WORK PLAN



CAPITAL BIKESHARE



WE ARE T&ES

Department of Transportation & Environmental Services

Mobility Services Division



ABOUT CAPITAL BIKESHARE

Capital Bikeshare is the region's bikeshare program. Bike sharing is public transportation using bicycles, and cities around the world provide bike sharing systems as a transportation option for residents and visitors. The Capital Bikeshare system has continued to grow since its inception in 2010 and there are over 800 stations and over 8,000 bikes throughout the City of Alexandria, Arlington County, City of Fairfax, Fairfax County, City of Falls Church, Montgomery County, Prince George's County, and Washington, D.C. As of July 2026, there are 72 Capital Bikeshare stations in Alexandria. Users can pick up a bike in any part of the region and return it to any station. The program offers e-bikes that can be found at stations or nearby bike racks.

FY 2026 MAJOR ACCOMPLISHMENTS

- The Capital Bikeshare system continued to have **high ridership** systemwide in FY 2026, despite a regional fare increase on August 1, 2025.
  In Alexandria:
  - There were more than **155K total trips in FY 2026**
  - The highest ridership month was **July with more than 27K total trips**
  - An average of about **13K total trips** were made per month
- **1 new station** was installed and **19 stations were replaced** with new equipment.
- **2 stations** were expanded and **5 stations** were relocated**.**
- The City purchased **60 new e-bikes.**





FY 2026 KEY METRICS

- Average Trip Time - 23.2 Minutes (3,600,600 total trip minutes)
- Corporate Membership Purchases - 297
- Annual and Monthly Membership Purchases - 442

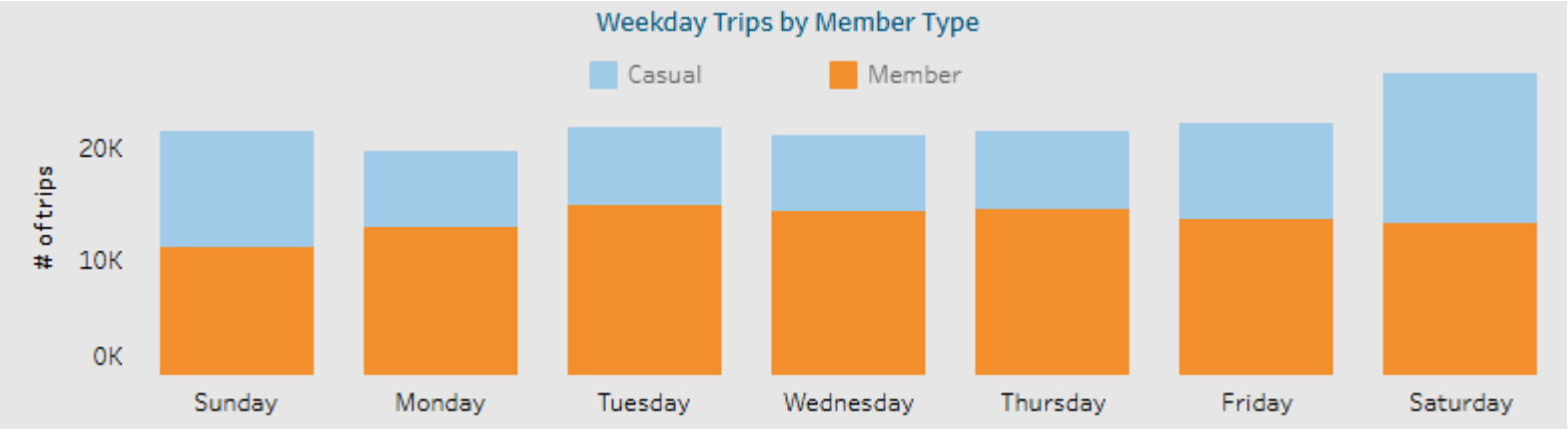

Fare Update Impact on Ridership

- Capital Bikeshare fares increased regionally on August 1, 2025
- Previously unlimited e-bike use by equity members was capped
- These fare adjustments resulted in ridership returning to FY25 levels

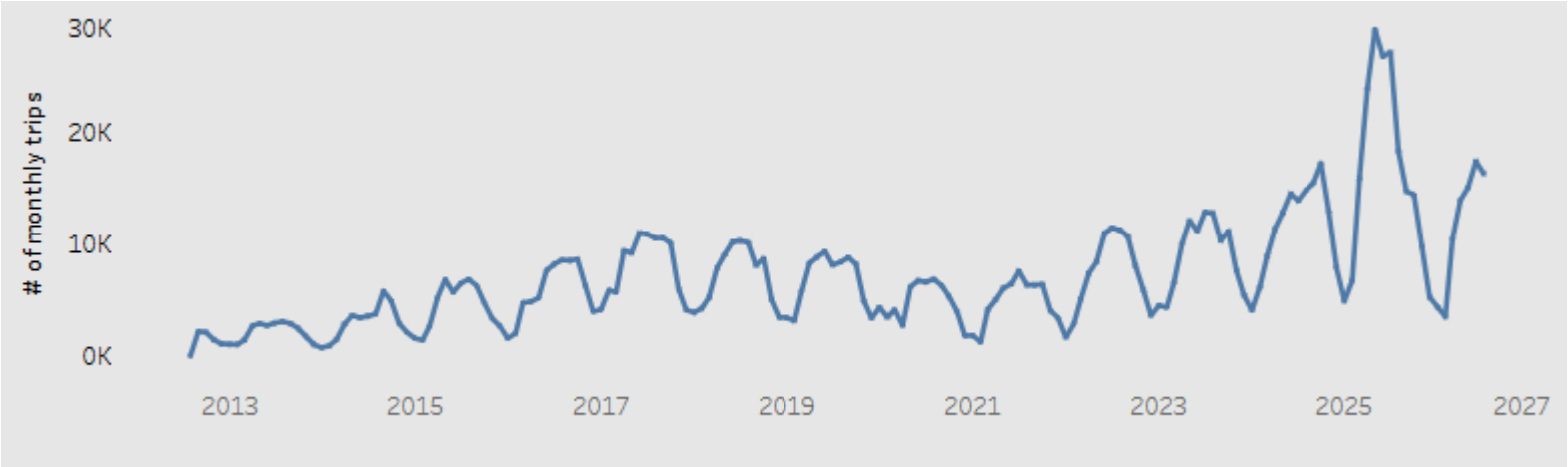



Bikeshare stations with the highest total trips in FY 2026:

1. Braddock Road Metro South
2. Prince Street & Union Street
3. King Street Metro North
4. Potomac Yard Metro South
5. Mount Vernon Trail & South Washington Street

Date Filter

7/1/2025 12:00:00 AM — 6/30/2026 11:59:59 PM

Start Station Count	Start Trip Total	End Station Count	End Trip Total
72	124,964	72	129,505

Busiest Start Stations

Dockless	27,724
Braddock Rd Metro South	4,636
Prince St & Union St	3,912
King St Metro North / Cam..	3,697
Potomac Yard Metro South	3,375
Mt Vernon Trail & S. Wash..	3,290
Market Square / King St & ..	3,095
Main Line Blvd & E Glebe	3,062
Commonwealth and Reed	2,803
King St & N Pitt St	2,770
Ballenger Ave & Dulaney St	2,304

Busiest End Stations

Dockless	29,678
Braddock Rd Metro South	4,618
Prince St & Union St	4,572
King St Metro North / Cam..	3,759
Market Square / King St & ..	3,480
Mt Vernon Trail & S. Wash..	3,390
Potomac Yard Metro South	3,359
Main Line Blvd & E Glebe	3,018
King St & N Pitt St	2,869
Commonwealth and Reed	2,863
King St & Patrick St	2,350

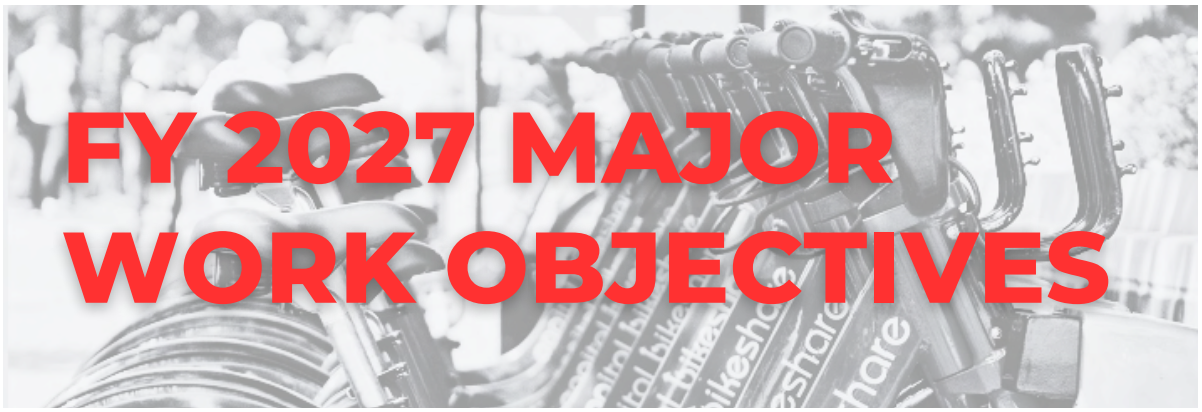

FY 2027 MAJOR WORK OBJECTIVES

Bikeshare Station Expansion

Per the Alexandria Mobility Plan, the City will purchase new Capital Bikeshare stations to expand the system in the West End. Staff will use ridership trends, the Alexandria Mobility Plan, and public feedback to determine potential locations and work with the community on the station locations.





FY 2027 MAJOR WORK OBJECTIVES

Replacement Bikeshare Stations

The City will continue to replace Capital Bikeshare stations that have reached the end of their useful life with new and upgraded stations. Approximately 15 stations are anticipated to be replaced in FY27, pending confirmation of funding source.

Map of FY27 Station Equipment Replacements

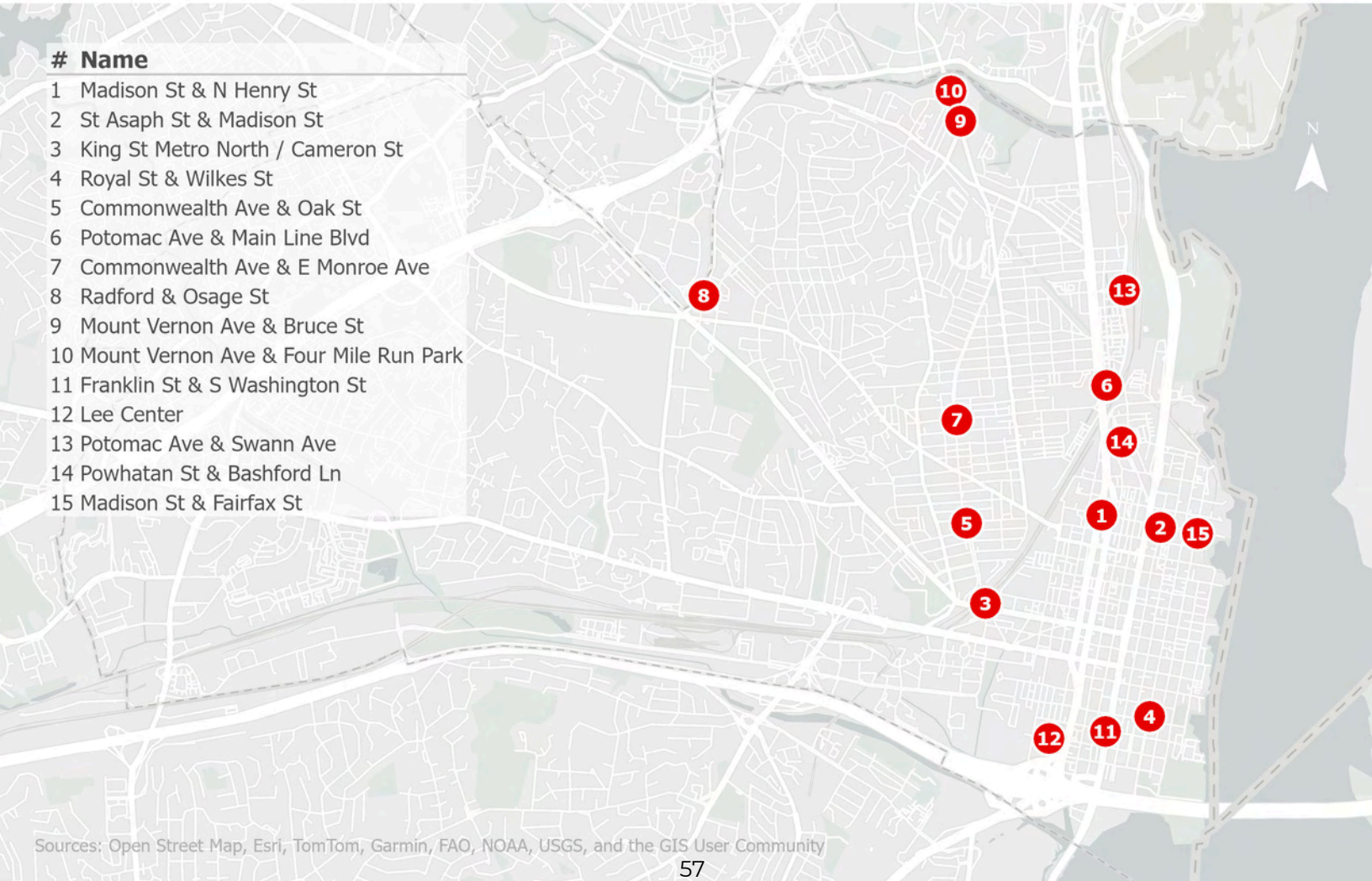



FY 2027 MAJOR WORK OBJECTIVES

Expand Electric-Bike Fleet and Charging Infrastructure

E-bikes continue to see higher ridership than pedal bikes in the Capital Bikeshare system, as they extend potential bicycle trip distances and ease of use, including for commuting trips. Alexandria will continue to add e-bikes to the Capital Bikeshare fleet in FY27 to enhance access to this sustainable transportation option for people in the City.

The City is continuing to evaluate methods to electrify stations to charge e-bikes while docked. This will further increase the availability of e-bikes to riders and decrease vehicle miles traveled for operational staff to replace depleted batteries.





ONGOING PROGRAM MANAGEMENT

Coordinate with New Development Projects

The City will continue to coordinate with new developments to determine Capital Bikeshare contributions and station locations. Staff purchase and install new Capital Bikeshare stations near developments that have provided contributions to the program. Staff also manage the contributions that are provided for operations.

Streamline Contracts with Regional Coordination

The City and other Capital Bikeshare member jurisdictions will work to streamline operations and maintenance contracts across the region and build tools to track compliance.

Data Management

The City will update the public facing dashboard data tools and use the Capital Bikeshare data to make data driven decisions for new station placements and ensure operations and maintenance contract compliance.





ONGOING PROGRAM MANAGEMENT

Capital Bikeshare for All

Capital Bikeshare for All is the system-wide equity program that grants qualifying members low cost access to the Capital Bikeshare system. In FY 2026, there were 120 new Capital Bikeshare for All members in Alexandria. Staff will continue to expand marketing and communications to promote the Capital Bikeshare for All program to increase awareness of the program.

Outreach and Engagement

City staff will work with GO Alex to promote usage and educate the community about the new Capital Bikeshare e-bikes and system as a whole. Staff will assist with the City's Capital Bikeshare corporate membership for employees and promote the program during major transportation events throughout the year.

Regional Coordination

Staff participate in, and chair on a rotating basis, a Regional Coordination meeting with the eight jurisdictions in the Capital Bikeshare system to discuss ridership trends, marketing efforts, expansion plans, and new technologies in the industry.



PROGRAM BUDGET: REVENUE

Source	Prior Years	FY 27	FY 28	FY 29	FY 30	FY 30
Capital Grant Funds	$2m					
Developer Contributions, Capital	$1m	$50k	$50k	$50k	$50k	$50k
Developer Contributions, Operations	$517	$50k	$50k	$50k	$50k	$50k



PROGRAM BUDGET: EXPENDITURES

Source	FY 27	FY 28	FY 29	FY 30
Operating and Maintenance (TIP)	$1.51m	$1.58m	$1.7m	$1.82m
Additional Stations and Bikes (Developer Contributions)	$355k			
Replacement Stations (CIP - Grant Funded)	$750k (15 stations)			
E-Bike Purchases (CIP - Grant Funded)	$450k			



RESOURCES & PARTNERS

- Capital Bikeshare Website
- City of Alexandria Capital Bikeshare Program Website
- Capital Bikeshare Dashboard

