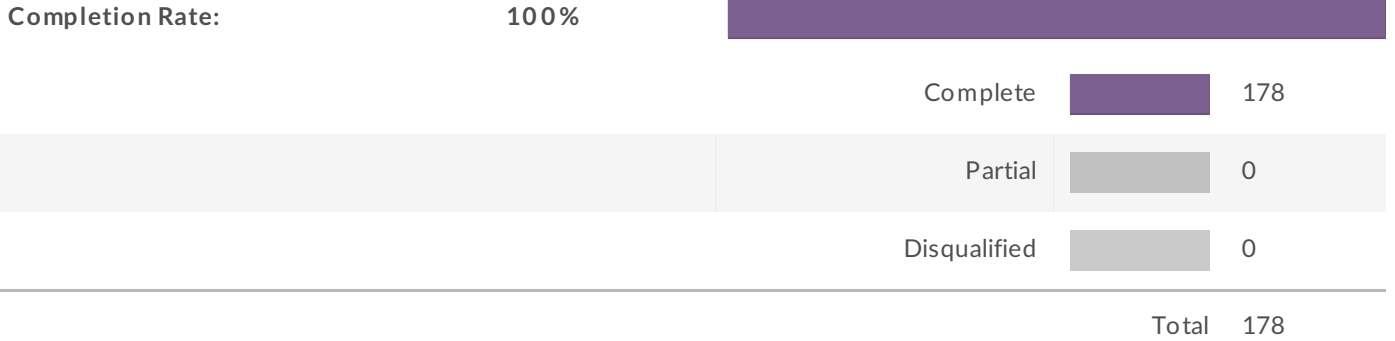
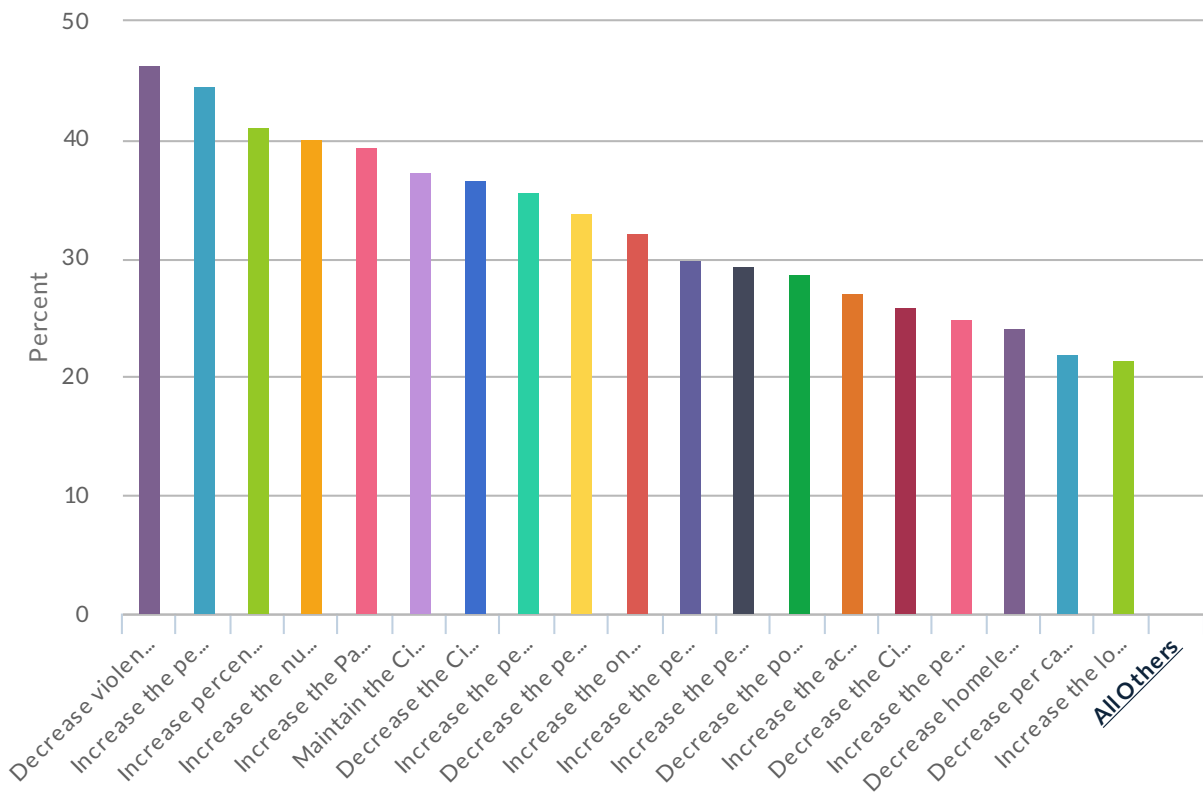


Report for Help Develop Alexandria's FY 2017-2022 Strategic Plan









































1. Response Counts



2. Please select the 10 indicators that you think the City should focus on improving over the next six years.



Value	Percent	Count
Decrease violent crime incidents, most recently at 182.7 per 100,000 residents in 2014.	46.3%	82

Value	Percent	Count
Increase the percent of City land covered by tree canopy, currently 34.2%. 	44.6%	 79
Increase percent of residents who approve of the value of services received for taxes paid in Alexandria, currently at 52%. 	41.2%	 73
Increase the number of jobs in Alexandria, currently 96,840. 	40.1%	 71
Increase the Pavement Condition Index, currently 57. 	39.5%	 70
Maintain the City's AAA bond rating. 	37.3%	 66
Decrease the City's office space vacancy rate, currently 16.7%. 	36.7%	 65
Increase the percent of commuters using alternative (no-single-occupant-vehicle) transportation options, currently 37%. 	35.6%	 63
Decrease the percent of low and moderate income households (earning \$75,000 a year or less) considered to be cost burdened (spending more than 30% of their gross income on housing costs) from 68% in 2014. 	33.9%	 60
Increase the on-time high school graduation rate from 80% in 2015. 	32.2%	 57
Increase the percent of kindergartners with a pre-school experience from 73% in 2015. 	29.9%	 53
Increase the percent of the Chesapeake Bay Pollution Reduction goal that is met, currently 24%. 	29.4%	 52
Decrease the poverty rate in Alexandria from 8.8% in 2013. 	28.8%	 51
Increase the acres of open space in Alexandria, currently 7.3 acres per 1,000 residents. 	27.1%	 48
Decrease the City's teen pregnancy rate, currently at 23.1 per 1,000. 	26.0%	 46
Increase the percent of City waste that is diverted from landfills, currently 48.4%. 	24.9%	 44
Decrease homelessness in Alexandria from 224 persons in 2016. 	24.3%	 43
Decrease per capita greenhouse gas (GHG) emissions, currently 13.2 metric tonnes of CO ₂ . 	22.0%	 39
Increase the local Gross Domestic Product (GDP), currently \$11.5 billion. 	21.5%	 38
Decrease the number of traffic crashes in Alexandria, currently 4.71 crashes per 1,000 daily vehicles. 	20.3%	 36
Decrease obesity among city residents, most recently estimated to be 16% among adults in 2013-2014. 	19.2%	 34

Value	Percent	Count
Increase the percent of residents with a positive view of the overall quality of new development in Alexandria, currently 64%. i	18.6%	33
Increase the percent of residents who feel they are in very good or excellent health. Currently at 73%. i	17.5%	31
Increase the percent of residents with a positive view of the overall ease of getting to the places they usually visit, currently 73%. i	17.5%	31
Reduce medical response time, most recently 6:55 (six minutes and fifty-five seconds) on average in 2015. i	17.5%	31
Increase the percent of youth who self-report engaging in five plus days of physical activity, lasting 60 minutes or more, from 31% in 2014. i	15.8%	28
Decrease the unemployment rate in Alexandria from 4.1% in 2013. i	15.3%	27
Increase the percent of residents who do not perceive barriers to living in Alexandria based on age, gender, race, national origin, religion, disability, or sexual orientation/gender identity, currently at 80%. i	13.6%	24
Increase percent of residents who approve of the overall customer service provided by City of Alexandria employees, currently at 69%. i	12.4%	22
Increase percent of residents who have a positive overall feeling of safety in Alexandria, currently at 80%. This percentage is similar to national benchmarks. i	12.4%	22
Increase the percent of Alexandria households participating in City recreation programs, currently 52%. i	11.9%	21
Increase percent of residents who approve of the overall quality of City services, currently at 77%. i	11.9%	21
Increase percent of residents who approve of the City's level of emergency preparedness, currently at 66%. i	11.9%	21
Reduce fire response time, most recently 6:58 (six minutes and fifty-eight seconds) on average in 2015. i	10.2%	18
Increase the percent of residents that are satisfied with opportunities to attend cultural, arts, and music activities in Alexandria, currently 73%. i	9.6%	17
Decrease the City's infant mortality rate, currently at 5.1 per 1,000 live births. i	7.3%	13
Decrease the rate of suicides among City residents from 8.7 per 100,000 residents in 2013. i	6.8%	12
Decrease the percent of youth who self-report current alcohol use from 26% in 2014. i	5.6%	10

Value	Percent	Count
Increase the percent of residents that are satisfied with the City's historic preservation, currently 83%. i	5.1%	9
Increase the percent of children and youth who report having three or more non-parent adults who provide support from 46% in 2013. i	4.0%	7
<u>All Others (click to expand) ▶</u>	1.7%	3