

## What is CSBG?

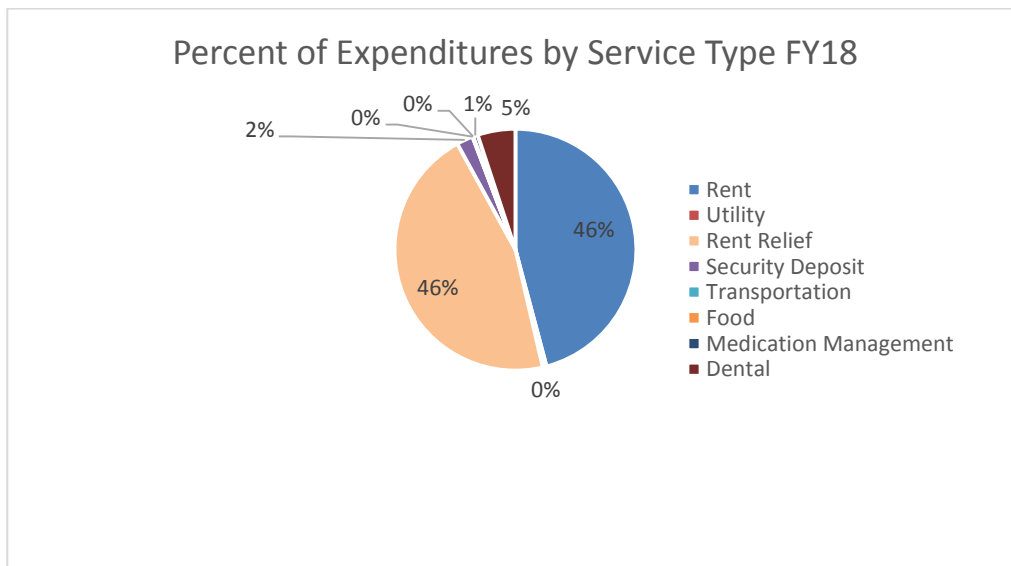
The Community Services Block Grant (CSBG) program is a federally funded anti-poverty block grant operated through a state-administered network of community action agencies. The objective of CSBG is to address the causes and symptoms of poverty by implementing programs and services that empower low-income families and individuals, revitalize low-income communities and improve the economic self-sufficiency of low-income customers.

The Alexandria Office of Community Services utilizes CSBG funds for direct client services, such as rental assistance and utility assistance, as well as the salary for Employment Navigator, who works collaboratively with OCS, Workforce Development Center, and homeless service agencies to provide employment services to persons experiencing homelessness.

## The Role of the Economic Opportunities Commission (EOC)

The Community Services Block Grant Act stipulates that, in order to be considered eligible to receive CSBG funding, a public organization must establish a tripartite board. This tripartite board will review and sign off on quarterly reports of services administered using CSBG funds and the resulting outcomes of these services.

The majority of the data reported in the CSBG Quarterly Reports are quantitative data describing the demographic characteristics of persons served by OCS, amount of funds utilized, and number of persons served by the various programs administered. The reports contain some data on Employment and Well Being outcomes achieved by families receiving voluntary case management services. These performance indicators are directly tied to National Performance Indicators established by the National Association of State Community Action Programs.

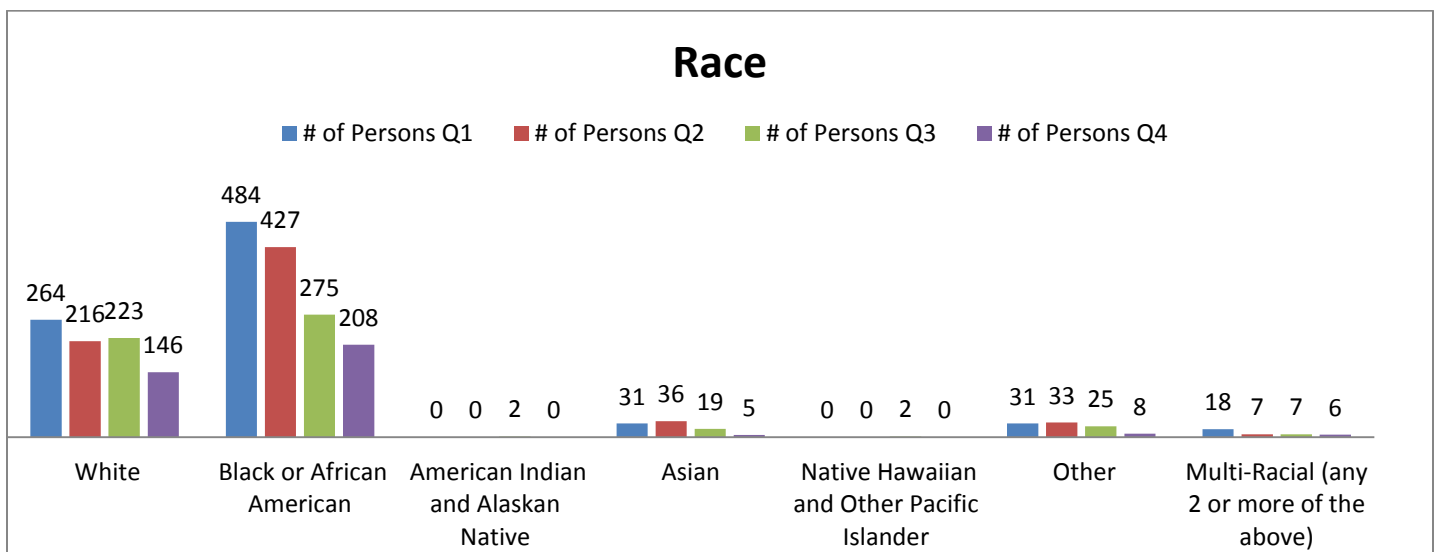
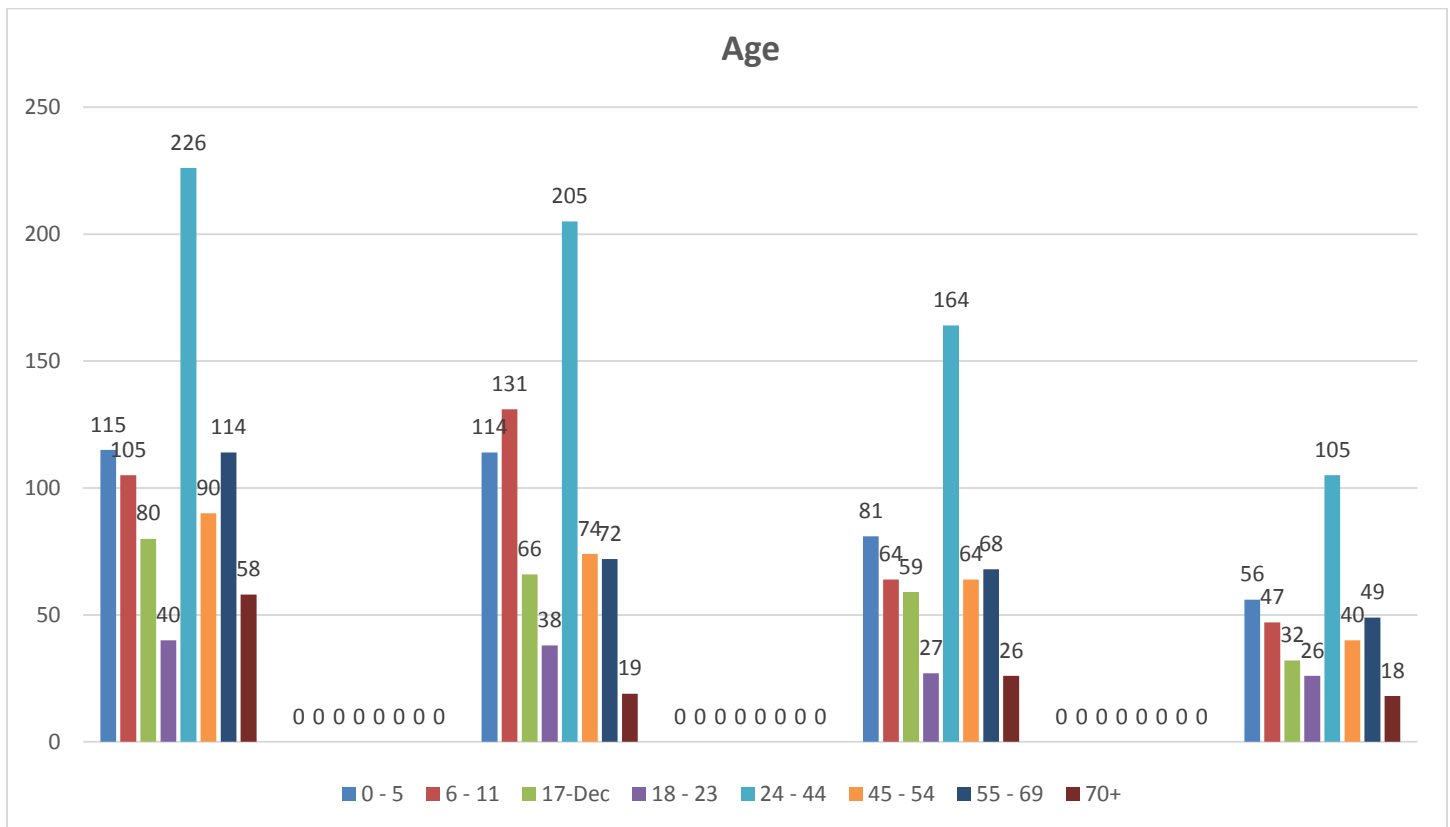


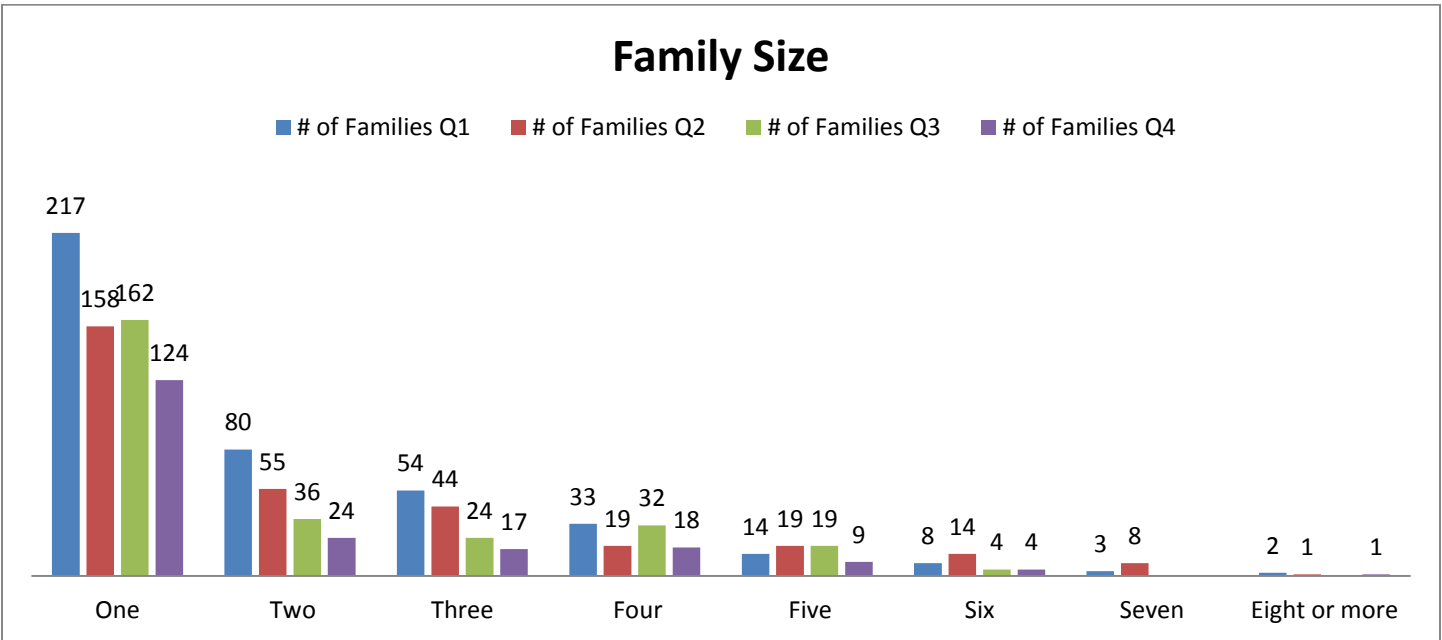
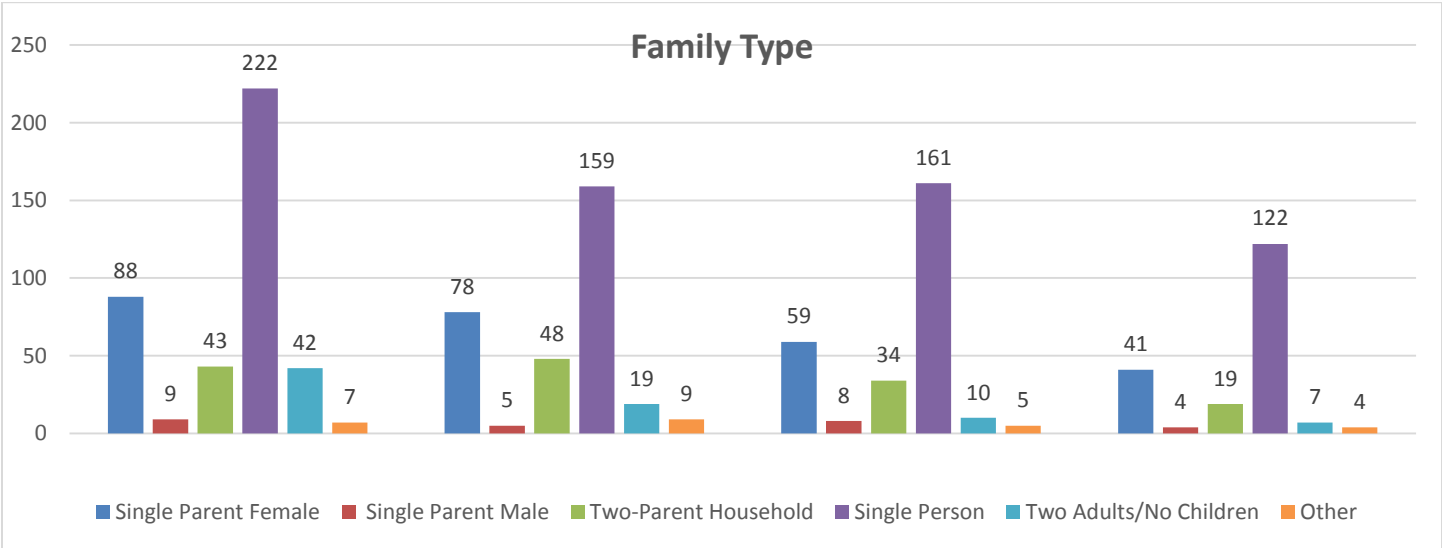
## Funds Utilized

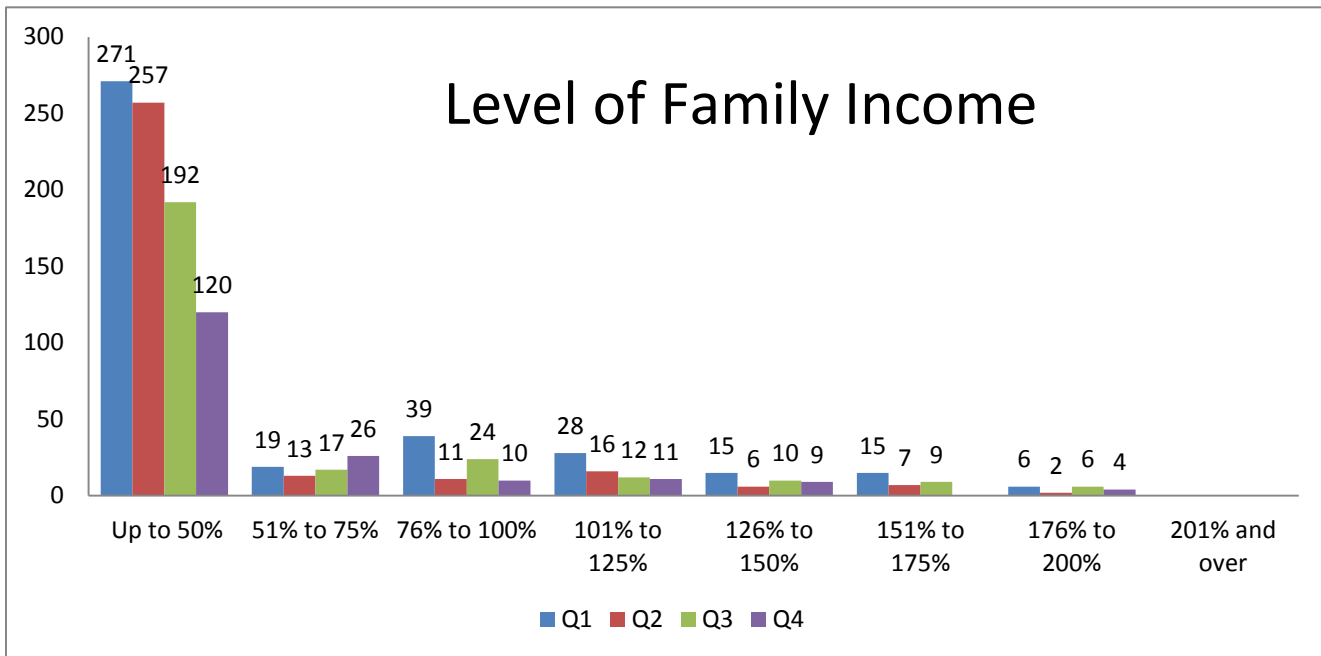
CSBG Budget	\$212,873
CSBG Basic Spent FY18	\$144,274.14
CSBG TANF FY18	\$59,477.21
Total Expenditures FY18	\$204,201.35
Percentage spent FY18	96%

## Demographic Characteristics of Persons Served in Fiscal Year 2018, 4<sup>th</sup> Quarter

- Total number of persons served: 369
- Total number of families served: 197
- 54% of the population was female
- 46% of the population was male
- 76% of the population were non-Hispanic or Latino
- 23% of the population were Hispanic or Latino
- 40% of the population have no health insurance
- 60% of the population have insurance coverage







FPL

Household/ Family Size	25%	50%	75%	100%	125%	150%	175%	185%	200%
1	3,015	6,030	9,045	12,060	15,075	18,090	21,105	22,311	24,120
2	4,060	8,120	12,180	16,240	20,300	24,360	28,420	30,044	32,480
3	5,105	10,210	15,315	20,420	25,525	30,630	35,735	37,777	40,840
4	6,150	12,300	18,450	24,600	30,750	36,900	43,050	45,510	49,200
5	7,195	14,390	21,585	28,780	35,975	43,170	50,365	53,243	57,560
6	8,240	16,480	24,720	32,960	41,200	49,440	57,680	60,976	65,920
7	9,285	18,570	27,855	37,140	46,425	55,710	64,995	68,709	74,280
8	10,330	20,660	30,990	41,320	51,650	61,980	72,310	76,442	82,640

Other accomplishments/initiatives

- Evaluation of zip code data has provided OCS an idea of where the majority of clients live. OCS is currently working with property managers at Southern Towers, EOS-21, and St. James Plaza to explore strategies for targeted outreach.
- Trained CoC providers in Trauma Informed techniques for Homeless Services providers
- Increased the number of single households screened in the Homeless Services Assessment Center (HSAC) by 37% as a result of serving clients on a walk in basis.
- Hired Bilingual English/Spanish Caseworker for OCS Assessment Team. This caseworker will focus on developing and implanting SOP for outreach activities.