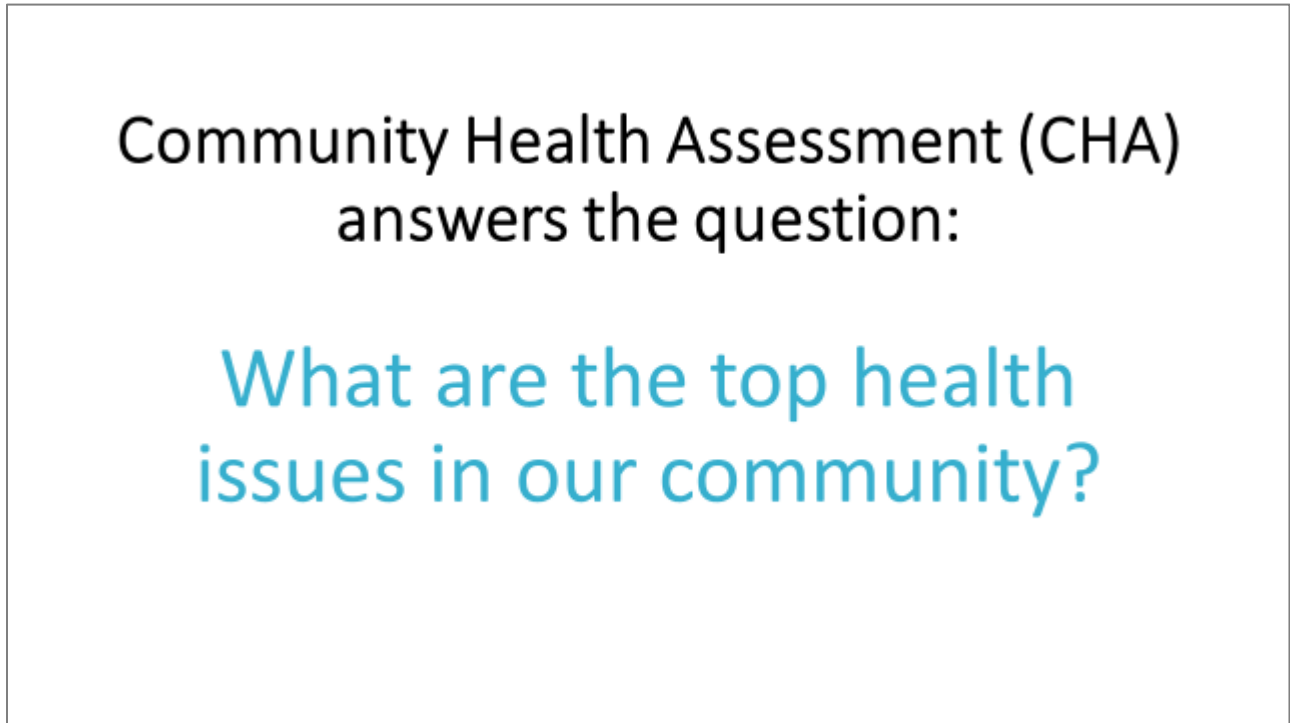


## Appendix F. Community Health Assessment (CHA) Health Issues Methodology

The following PowerPoint presentation was developed by the Alexandria Health Department Population Health team for the CHA Steering Committee. It provides an explanation and examples of how we identified themes within each of the three CHA assessments, and how these themes were compiled to identify the top health issues discussed in the CHA report.

For questions related to these methods, please contact [alex\\_epi@vdh.virginia.gov](mailto:alex_epi@vdh.virginia.gov)



To understand what our top health issues are, we use **three main assessments**:

**1. Community Health Status (CHSA)**

Overview of quantitative data

**2. Community Themes and Strengths (CTSA)**

Qualitative survey of community

**3. Forces of Change (FOCA)**

Steering Committee assessment of threats and opportunities

- The three main assessments help us **identify themes**.
- Where the same **themes are repeated**, we consider these our **top issues**.
  - To “score” assessments, we developed an “**Assessment Scoring Matrix**” to identify repeated themes across assessments...

**Assessment Scoring Matrix**

Health Issue Category	CHSA Theme?	CTSA Theme?	FOCA Theme?
Chronic conditions			
Economic stability			
Education			
Health related quality of life and well-being			
Health system and healthcare access			
Immunizations and infectious disease			
Injury and violence			
Maternal, infant, and child health			
Mental health			
Neighborhood and built environment			
Obesity, nutrition, and physical activity			
Oral health			
Sexual and reproductive health			
Tobacco and substance use			

## Identifying Themes in Community Health Status Assessment (CHSA):

- Themes in CHSA were categories where more indicators had large disparities (>100% difference) for any subpopulation (race, age, gender, etc.)

**CHSA data scoring matrix (alphabetical) – Disparities, Progress, Benchmarks**

Indicator Category	Dispar.	Progress	Bench- marks
Chronic health conditions (stroke, heart disease, diabetes, Alzheimer's/dementia, arthritis, cancer)	✖	✔	✔
Economic stability (income inequality, poverty, unemployment)	✖	✖	✖
Health system and healthcare access (insurance coverage, unnecessary hospitalization, healthcare disparities)	✖	⦿	✖
Injury and violence (accidental injury, motor vehicle collision, assault)	✖	✖	✔
Mental health (mental distress, suicide, depression)	✖	✖	✔
Oral health (tooth loss, received dental services)	✖	⦿	✖
Sexual and reproductive health (adolescent sexual health and pregnancy, HIV and STI incidence and prevalence)	✖	⦿	✖
Tobacco and substance use and abuse (tobacco and e-cigarette use, alcohol and drug use)	✖	⦿	✔
Educational opportunities (school climate, suspensions, graduation rates, advanced academics, college attainment)	⦿	✔	⦿
Health related quality of life and well-being (life expectancy, years of life lost due to illness, quality of life rankings)	⦿	✖	⦿
Immunizations and infectious disease (infectious disease incidence, immunization rates)	⦿	⦿	✖
Maternal, infant and child health (infant mortality, maternal mortality, birth rate among adolescents, prenatal care)	⦿	✔	✖
Neighborhood and built environment (residential segregation, housing costs, food environment, commuting, green space)	⦿	⦿	✖
Obesity, nutrition, and physical activity (Overweight or obesity, food insecurity, levels of physical activity)	⦿	✖	⦿

✖ or ✖ = more indicators have disparity >100% (for any, race, ethnicity, gender, age, etc.)

Any category above this red line is a theme for this assessment.

**Assessment Scoring Matrix**

Health Issue Category	CHSA	CTSA	FOCA
	Theme?	Theme?	Theme?
Chronic conditions	Y		
Economic stability	Y		
Education	N		
Health related quality of life and well-being	N		
Health system and healthcare access	Y		
Immunizations and infectious disease	N		
Injury and violence	Y		
Maternal, infant, and child health	N		
Mental health	Y		
Neighborhood and built environment	N		
Obesity, nutrition, and physical activity	N		
Oral health	Y		
Sexual and reproductive health	Y		
Tobacco and substance use	Y		

## Identifying Themes in Community Themes and Strengths Assessment (CTSA)

Regional methodology established that anything that ranked in the top 5 overall responses to these questions was considered a theme:

- What are top health issues facing your community?
- What would most improve quality of life in our community?

What are top health issues facing your community?

RANK	RESPONSES OVERALL	# OF RESPONSES
1	Mental health problems (depression, anxiety, stress, suicide)	629
2	Alcohol, drug, and/or opiate abuse	472
3	Differences in health outcomes for different groups of people	439
4	Violence and abuse	361
5	Obesity	344
6	Aging-related health concerns	335
7	Preventable injuries (car or bicycle crashes, falls)	316
8	Dental problems	280
9	Other chronic health conditions (asthma, diabetes, stroke)	269
10	Maternal, infant and child health	247
11	Teen pregnancy	213
12	Tobacco use (cigarettes, vaping, e-cigarettes, snuff, chewing tobacco)	208
13	Other illnesses that spread from person to person (flu, TB)	107
14	Sexually transmitted diseases	106
15	Food safety	104
16	Intellectual disabilities (autism, developmental disabilities)	92
17	Vaccine preventable diseases (whooping cough, measles, tetanus)	87
18	Illnesses spread by insects and/or animals (Lyme disease, Zika, Rabies)	74
19	HIV	70
20	Physical disabilities	59
21	Sensory disabilities (hearing, vision)	42

What would most improve quality of life in our community?

RANK	RESPONSE	# OF RESPONSES
1	Housing that is affordable	870
2	Access to health care	465
3	Educational opportunities (schools, libraries, universities)	341
4	Welcoming of diversity (social, cultural, faith, economic)	333
5	Access to healthy food (fresh fruits and vegetables)	314
6	Services that support basic needs (food, clothing, TANF)	309
7	Mental health and substance abuse services	285
8	Jobs and a healthier economy	257
9	Working to end homelessness	248
10	Opportunities to be involved in the community	222
11	Clean and healthy environment	204
12	Transportation options	190
13	A walk-able, bike-able community	187
14	Public safety and health (law enforcement, fire, EMS and public health)	148
15	Access to parks and recreation	110
16	Arts and cultural events	67

## Disparities in CTSA

- Analysis of CTSA responses found that there were some **differences in responses between different groups.**
- Following **the CHA Steering Committee’s lead we developed regional methodology** to include themes that may not have been reflected in overall results.
  - Disparities were defined by any **sizeable difference** between responses for specific demographic when compared with the overall responses.
    - **Sizeable difference** = response moved into the top 5 **AND** the difference in rank from overall is greater than 3.
    - **For example...**

### Example: “What are top health issues facing your community?”

These are the responses overall with the top 5 highlighted in blue.

RANK	RESPONSES OVERALL	# OF RESPONSES
1	Mental health problems (depression, anxiety, stress, suicide)	629
2	Alcohol, drug, and/or opiate abuse	472
3	Differences in health outcomes for different groups of people	439
4	Violence and abuse	361
5	Obesity	344
6	Aging-related health concerns	335
7	Preventable injuries (car or bicycle crashes, falls)	316
8	Dental problems	280
9	Other chronic health conditions (asthma, cancers, diabetes, heart disease, stroke)	269
10	Maternal, infant and child health	247

**Example:**

These are the responses overall with the top 5 highlighted in blue.

RANK	RESPONSES OVERALL	# OF RESPONSES
1	Mental health problems (depression, anxiety, stress, suicide)	629
2	Alcohol, drug, and/or opiate abuse	472
3	Differences in health outcomes for different groups of people	439
4	Violence and abuse	361
5	Obesity	344
6	<b>Aging-related health concerns</b>	<b>335</b>
7	Preventable injuries (car or bicycle crashes, falls)	316
8	Dental problems	280
9	Other chronic health conditions (asthma, cancers, diabetes, heart disease, stroke)	269
10	Maternal, infant and child health	247

“Dental problems” (highlighted) is ranked 8 and is NOT considered a theme when looking at results overall.

“Aging-related health concerns” (red text) is ranked 6 and is NOT considered a theme when looking at the results overall.

**Example:**

These are the responses for respondents with less than \$50,000/year household income.

RANK	RESPONSES AMONG THOSE WITH LOW INCOMES (<\$50,000)	# OF RESPONSES
1	Dental problems	156
2	Mental health problems (depression, anxiety, stress, suicide)	147
3	Alcohol, drug, and/or opiate abuse	143
4	Violence and abuse	141
5	<b>Aging-related health concerns</b>	<b>111</b>
6	Teen pregnancy	104
7	Maternal, infant and child health	100
8	Other chronic health conditions (asthma, cancers, diabetes, heart disease, stroke)	94
9	Tobacco use (cigarettes, vaping, e-cigarettes, snuff, chewing tobacco)	92
10	Obesity	84

“Dental problems” moved by 7 ranks compared with overall result and is within the top 5 responses. Meets criteria to be considered a theme among low-income respondents.

“Aging-related health concerns” is within the top 5 response, but only moved by 1 rank when compared with overall results. Does NOT meet criteria to be considered a theme for among low-income respondents. HOWEVER...

**Example:**

These are the responses for respondents age 65+

RANK	RESPONSES AMONG THOSE AGE 65+	# OF RESPONSES
1	<b>Aging-related health concerns</b>	<b>111</b>
2	Mental health problems (depression, anxiety, stress, suicide)	90
3	Differences in health outcomes for different groups of people	88
4	Alcohol, drug, and/or opiate abuse	70
5	Obesity	63
6	Violence and abuse	59
7	Dental problems	57
8	Other chronic health conditions (asthma, cancers, diabetes, heart disease, stroke)	57
9	Preventable injuries (car or bicycle crashes, falls)	40
10	Maternal, infant and child health	35

“Aging-related health concerns” is within the top 5 response, and compared with the overall result moved 4 ranks. Meets criteria to be considered a theme among older respondents.

## Disparities in CTSA

**We compared results across 8 demographic breakdowns:**

- Low income Respondents (Household Income <\$50,000/year)
- Respondents with Less than a High School Diploma or GED (25+ years of age)
- Younger Respondents (<25 years of age)
- Older Respondents (>65 years of age)
- Spanish Speaking Respondents (Survey Language in Spanish)
- Amharic, Arabic, and Farsi Speaking Respondents (Survey Language in Amharic, Arabic, or Farsi)
- Respondents of Color (All respondents except white, non-Hispanic or without race/ethnicity info)
- Respondents of Hispanic or Latino Ethnicity (Hispanic or Latino ethnicity regardless of race)
- Female Respondents




## Disparities in CTSA

**Four additional categories were identified as themes in the CTSA as a result:**

- “Dental problems” included in **Oral health**
- “Aging related health issues” included in **Chronic conditions**
- “Other illnesses that spread person to person” included in **Immunization and infectious disease**
- “Teen pregnancy” included in **Sexual and reproductive health**
- “Maternal, infant and child health” included in **Maternal, Infant, and Child Health**

**Assessment Scoring Matrix**




Health Issue Category	CHSA Theme?	CTSA Theme?	FOCA Theme?
Chronic conditions	Y	Y	
Economic stability	Y	Y	
Education	N	Y	
Health related quality of life and well-being	N	N	
Health system and healthcare access	Y	Y	
Immunizations and infectious disease	N	Y	
Injury and violence	Y	Y	
Maternal, infant, and child health	N	Y	
Mental health	Y	Y	
Neighborhood and built environment	N	Y	
Obesity, nutrition, and physical activity	N	Y	
Oral health	Y	Y	
Sexual and reproductive health	Y	Y	
Tobacco and substance use	Y	Y	

## Identifying Themes in FOCA

Any event/factor/trend discussed by the CHA Steering Committee during the Forces of Change session is considered a theme.

**Assessment Scoring Matrix**



Health Issue Category	CHSA Theme?	CTSA Theme?	FOCA Theme?
Chronic conditions	Y	Y	Y
Economic stability	Y	Y	Y
Education	N	Y	N
Health related quality of life and well-being	N	N	N
Health system and healthcare access	Y	Y	Y
Immunizations and infectious disease	N	Y	N
Injury and violence	Y	Y	N
Maternal, infant, and child health	N	Y	N
Mental health	Y	Y	Y
Neighborhood and built environment	N	Y	Y
Obesity, nutrition, and physical activity	N	Y	Y
Oral health	Y	Y	N
Sexual and reproductive health	Y	Y	N
Tobacco and substance use	Y	Y	N

## Putting it all together to identify Top Health Issues...

Health topics that were themes in a majority of CHA assessments are considered our top health issues:

→ Indicated by *at least two **Y's** in Assessment Scoring Matrix...*

**Assessment Scoring Matrix**

Health Issue Category	CHSA Theme?	CTSA Theme?	FOCA Theme?
Chronic conditions	<b>Y</b>	<b>Y</b>	<b>Y</b>
Economic stability	<b>Y</b>	<b>Y</b>	<b>Y</b>
Education	<b>N</b>	<b>Y</b>	<b>N</b>
Health related quality of life and well-being	<b>N</b>	<b>N</b>	<b>N</b>
Health system and healthcare access	<b>Y</b>	<b>Y</b>	<b>Y</b>
Immunizations and infectious disease	<b>N</b>	<b>Y</b>	<b>N</b>
Injury and violence	<b>Y</b>	<b>Y</b>	<b>N</b>
Maternal, infant, and child health	<b>N</b>	<b>Y</b>	<b>N</b>
Mental health	<b>Y</b>	<b>Y</b>	<b>Y</b>
Neighborhood and built environment	<b>N</b>	<b>Y</b>	<b>Y</b>
Obesity, nutrition, and physical activity	<b>N</b>	<b>Y</b>	<b>Y</b>
Oral health	<b>Y</b>	<b>Y</b>	<b>N</b>
Sexual and reproductive health	<b>Y</b>	<b>Y</b>	<b>N</b>
Tobacco and substance use	<b>Y</b>	<b>Y</b>	<b>N</b>

**Top Health Issues:**

Health Issue Category	CHSA Theme?	CTSA Theme?	FOCA Theme?
1 Chronic conditions	Y	Y	Y
2 Economic stability	Y	Y	Y
3 Health system and healthcare access	Y	Y	Y
4 Injury and violence	Y	Y	N
5 Mental health	Y	Y	Y
6 Neighborhood and built environment	N	Y	Y
7 Obesity, nutrition, and physical activity	N	Y	Y
8 Oral health	Y	Y	N
9 Sexual and reproductive health	Y	Y	N
10 Tobacco and substance use	Y	Y	N