

# ALEXANDRIA POLICE DEPARTMENT: FIELD INTERVIEW REPORTS FOR 2019

The following report presents a demographic, geographic, and temporal breakdown of the Alexandria Police Department's Field Interview (FI) Reports for the time frame of 01/01/2019 – 12/31/2019.

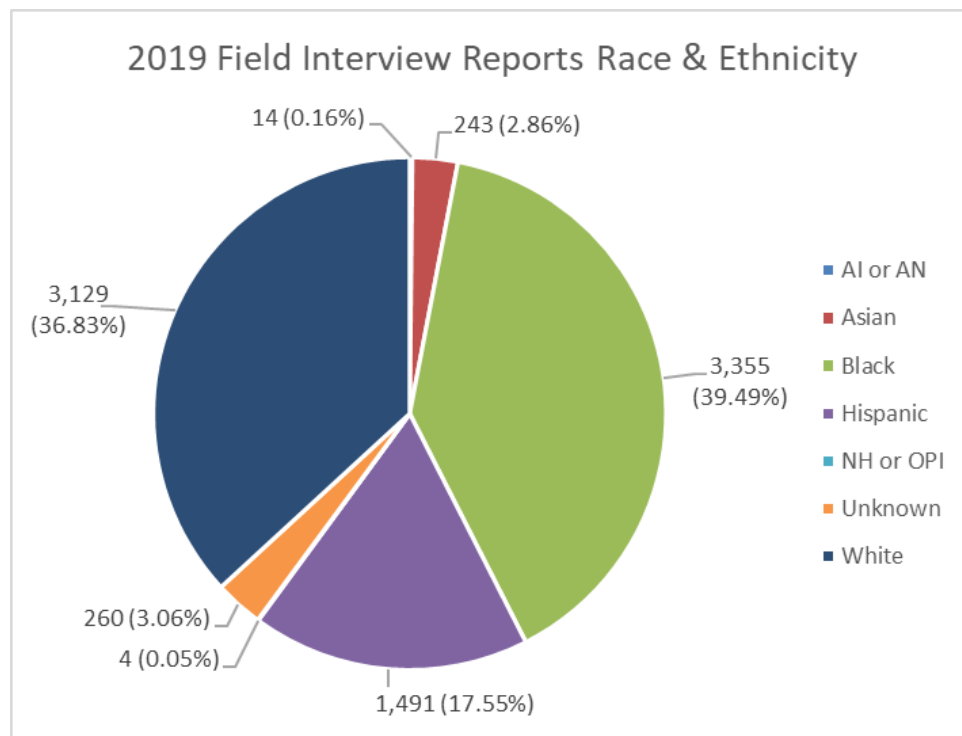
Field Interviews Reports are completed for the following reasons: (1) Field Interview: A brief encounter between a police officer and a person to determine the person's identity and to resolve the officer's concerns about possible criminal activity - often referred to as a consensual encounter, (2) Investigative Stop: The temporary detention of a subject when the officer has reasonable suspicion that criminal activity may have occurred; however, the encounter does not result in an arrest or criminal incident, (3) Citizen Request for Aide: Citizens call to ask officers to provide assistance in determining the welfare of an individual or with concerns over their absence or safety that does not result in a criminal incident and is a consensual encounter, or (4) Traffic Warning: A Traffic Stop which does not result in a written citation. 2019 is the last full year in which Traffic Warnings were captured as a Field Interview.

In 2019 there were 6,817 Field Interview reports taken that involved 8,496 individuals. 65 FIs involved 4-8 individuals, 193 involving 3 individuals, and 1,1073 involved 2 individuals. Note that the below numbers do not distinguish a person's involvement in the FIs as this is not captured.

## FI REPORTS BY RACE/ETHNICITY AND GENDER

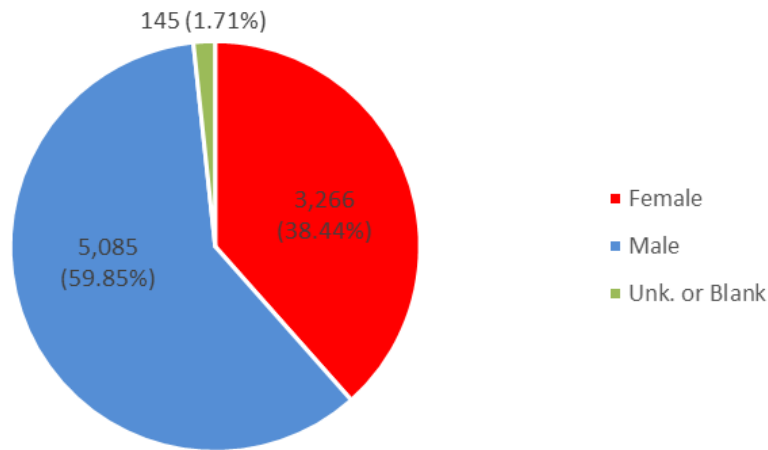
Race/Ethnicity*	Female	Male	Unknown	Blank	Total
AI or AN	3	11	0	0	14
Asian	105	138	0	0	243
Black	1,285	2,063	2	5	3,355
NH or OPI	1	3	0	0	4
Hispanic	521	968	0	2	1,491
Unknown	59	72	0	129	260
White	1,292	1,830	3	4	3,129
<b>Grand Total</b>	<b>3,266</b>	<b>5,085</b>	<b>5</b>	<b>140</b>	<b>8,496</b>

Note that 129 entries were left blank for the race and gender. They were combined with the entries in which the race was listed as 'unknown.'



\*Note: AI or AN = American Indian or Native American NH or OPI = Native Hawaiian or Other Pacific Islander

2019 Field Interview Reports Gender



## FI REPORTS BY REASON AND RACE/ETHNICITY

Reason	AI or AN	Asian	Black	Hispanic	NH or OPI	Unk. or Blank	White	Grand Total
ASSIST CITIZEN	0	2	44	17	0	7	48	118
CHECK ON THE WELFARE	0	0	20	2	0	2	22	46
CHILD IN NEED OF SERVICES (CHINS)	0	0	11	2	0	0	0	13
DISORDERLY	2	20	368	121	0	18	251	780
DISPUTE - VERBAL	0	8	54	21	0	2	32	117
DOMESTIC	0	23	290	147	0	15	190	665
DRUG ACTIVITY	0	0	76	25	0	6	24	131
DRUNK IN PUBLIC (DIP)	0	2	42	35	0	1	43	123
GANG AFFILIATION	0	0	2	20	0	1	2	25
LARCENY COMPLAINT	0	3	26	9	0	3	9	50
LOITERING	0	0	26	3	0	1	11	41
MENTAL HEALTH	0	5	46	19	0	1	50	121
NOISE COMPLAINT	0	0	3	1	0	2	6	12
OTHER	3	39	574	240	2	50	558	1,466
POSSIBLE SUSPECT	0	0	16	5	0	3	6	30
PROSTITUTION	0	0	0	0	0	1	1	2
RUNAWAY	0	0	7	25	0	2	11	45
STOP & FI REQUEST	1	1	19	27	0	3	12	63
SUSPICIOUS ACTIVITY	2	9	186	132	2	25	245	601
SUSPICIOUS VEHICLE	0	2	43	18	0	20	26	109
TRAFFIC WARNING	5	120	1,408	563	0	87	1,514	3,697
TRESPASSING	1	9	87	58	0	10	62	227
URINATING IN PUBLIC	0	0	7	1	0	0	6	14
<b>Grand Total</b>	<b>14</b>	<b>243</b>	<b>3,355</b>	<b>1,491</b>	<b>4</b>	<b>260</b>	<b>3,129</b>	<b>8,496</b>

\*Note: AI or AN = American Indian or Native American NH or OPI = Native Hawaiian or Other Pacific Islander

Note the following:

- (1) Field Interview Reports associated with Traffic Warnings may be linked to a Call For Service and are almost always self-initiated by an officer.
- (2) Suspicious Activity – Activity or behavior by an individual which results in officer contact.
- (3) Suspicious Vehicle – A vehicle which could be associated to suspicious activity.

### Subgroup of Above – FI Report Reason by Race/Ethnicity which are Linked to a Call For Service

A Call for Service (CFS) is a call made to 911, typically by members of the public or an alarm, that dispatchers then assign to a public safety professional to respond, address the subject of the call, and then close out as 'Report' or 'No Report,' of which a Field Interview is the latter as no criminal incident occurred.

Reason	AI or AN	Asian	Black	Hispanic	NH or OPI	Unk. or Blank	White	Grand Total
ASSIST CITIZEN	0	2	36	15	0	4	42	99
CHECK ON THE WELFARE	0	0	10	2	0	1	14	27
CHILD IN NEED OF SERVICES (CHINS)	0	0	7	1	0	0	0	8
DISORDERLY	2	16	267	99	0	16	186	586
DISPUTE - VERBAL	0	4	41	20	0	2	27	94
DOMESTIC	0	17	204	106	0	9	135	471
DRUG ACTIVITY	0		55	14	0	6	20	95
DRUNK IN PUBLIC (DIP)	0	2	37	28	0	1	34	102
GANG AFFILIATION	0	0	0	5	0	0	2	7
LARCENY COMPLAINT	0	2	21	8	0	1	8	40
LOITERING	0	0	13	2	0	1	7	23
MENTAL HEALTH	0	5	36	17	0	1	36	95
NOISE COMPLAINT	0	0	1	1	0	2	4	8
OTHER	1	22	359	147	1	26	376	932
POSSIBLE SUSPECT	0	0	6	4	0	1	4	15
PROSTITUTION	0	0	0	0	0	1	1	2
RUNAWAY	0	0	3	23	0	2	7	35
STOP & FI REQUEST	1	1	13	14	0	2	10	41
SUSPICIOUS ACTIVITY	0	5	126	76	1	8	159	375
SUSPICIOUS VEHICLE	0	1	21	11	0	11	18	62
TRAFFIC WARNING	3	72	928	367	0	60	975	2,405
TRESPASSING	0	5	60	49	0	7	52	173
URINATING IN PUBLIC	0	0	7	1	0	0	2	10
<b>Grand Total</b>	<b>7</b>	<b>154</b>	<b>2,251</b>	<b>1,010</b>	<b>2</b>	<b>162</b>	<b>2,119</b>	<b>5,705</b>

\*Note: AI or AN = American Indian or Native American NH or OPI = Native Hawaiian or Other Pacific Islander

## Subgroup of Above – FI Report Reason by Race/Ethnicity which are Not Linked to a Call For Service

A Field Interview not linked to a Call for Service, or 911 call, may be officer initiated in the course of their patrol duties or the result of a citizen flagging an officer down for assistance.

Reason	AI or AN	Asian	Black	Hispanic	NH or OPI	Unk. or Blank	White	Grand Total
ASSIST CITIZEN	0	0	8	2	0	3	6	19
CHECK ON THE WELFARE	0	0	10	0	0	1	8	19
CHILD IN NEED OF SERVICES (CHINS)	0	0	4	1	0	0	0	5
DISORDERLY	0	4	101	22	0	2	65	194
DISPUTE - VERBAL	0	4	13	1	0	0	5	23
DOMESTIC	0	6	86	41	0	6	55	194
DRUG ACTIVITY	0	0	21	11	0	0	4	36
DRUNK IN PUBLIC (DIP)	0	0	5	7	0	0	9	21
GANG AFFILIATION	0	0	2	15	0	1	0	18
LARCENY COMPLAINT	0	1	5	1	0	2	1	10
LOITERING	0	0	13	1	0	0	4	18
MENTAL HEALTH	0	0	10	2	0	0	14	26
NOISE COMPLAINT	0	0	2	0	0	0	2	4
OTHER	2	17	215	93	1	24	182	534
POSSIBLE SUSPECT	0	0	10	1	0	2	2	15
PROSTITUTION	0	0	0	0	0	0	0	0
RUNAWAY	0	0	4	2	0	0	4	10
STOP & FI REQUEST	0	0	6	13	0	1	2	22
SUSPICIOUS ACTIVITY	2	4	60	56	1	17	86	226
SUSPICIOUS VEHICLE	0	1	22	7	0	9	8	47
TRAFFIC WARNING	2	48	480	196	0	27	539	1,292
TRESPASSING	1	4	27	9	0	3	10	54
URINATING IN PUBLIC	0	0	0	0	0	0	4	4
<b>Grand Total</b>	<b>7</b>	<b>89</b>	<b>1,104</b>	<b>481</b>	<b>2</b>	<b>98</b>	<b>1,010</b>	<b>2,791</b>

## Subgroup of Above – FI Report Reason by Gender

Reason	Female	Male	Unk. or Blank	Grand Total
ASSIST CITIZEN	56	58	4	118
CHECK ON THE WELFARE	15	31	0	46
CHILD IN NEED OF SERVICES (CHINS)	6	7	0	13
DISORDERLY	270	500	10	780
DISPUTE - VERBAL	56	61	0	117
DOMESTIC	340	317	8	665
DRUG ACTIVITY	38	89	4	131
DRUNK IN PUBLIC (DIP)	24	99	0	123
GANG AFFILIATION	4	20	1	25
LARCENY COMPLAINT	15	32	3	50
LOITERING	3	37	1	41
MENTAL HEALTH	68	52	1	121
NOISE COMPLAINT	3	8	1	12
OTHER	664	772	30	1,466
POSSIBLE SUSPECT	5	22	3	30
PROSTITUTION	0	2	0	2
RUNAWAY	26	17	2	45
STOP & FI REQUEST	8	52	3	63
SUSPICIOUS ACTIVITY	225	356	20	601
SUSPICIOUS VEHICLE	28	65	16	109
TRAFFIC WARNING	1,345	2,319	33	3,697
TRESPASSING	59	163	5	227
URINATING IN PUBLIC	8	6	0	14
<b>Grand Total</b>	<b>3,266</b>	<b>5,085</b>	<b>145</b>	<b>8,496</b>

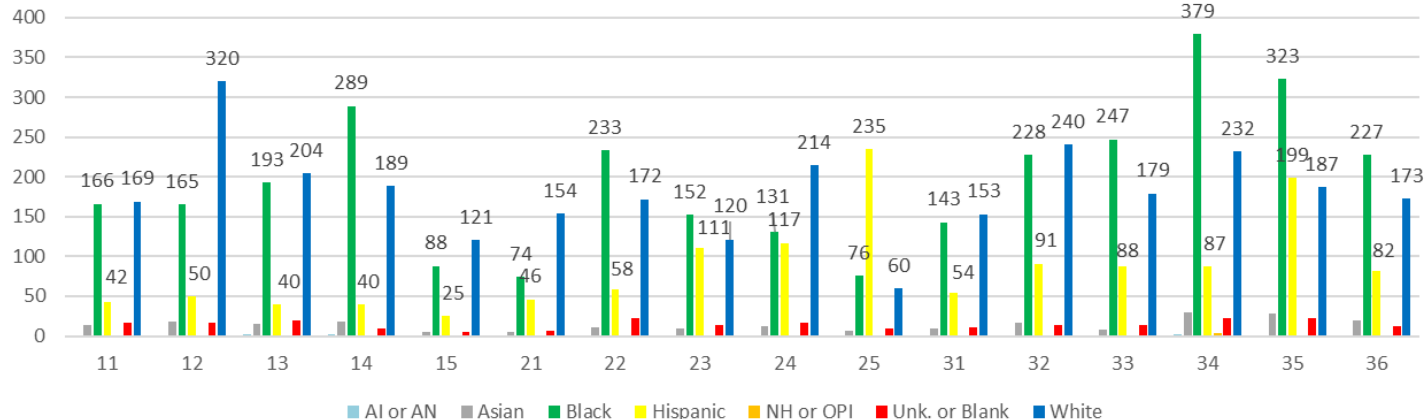
\* Note: AI or AN = American Indian or Native American NH or OPI = Native Hawaiian or Other Pacific Islander

## DEMOGRAPHICS BY POLICE BEAT

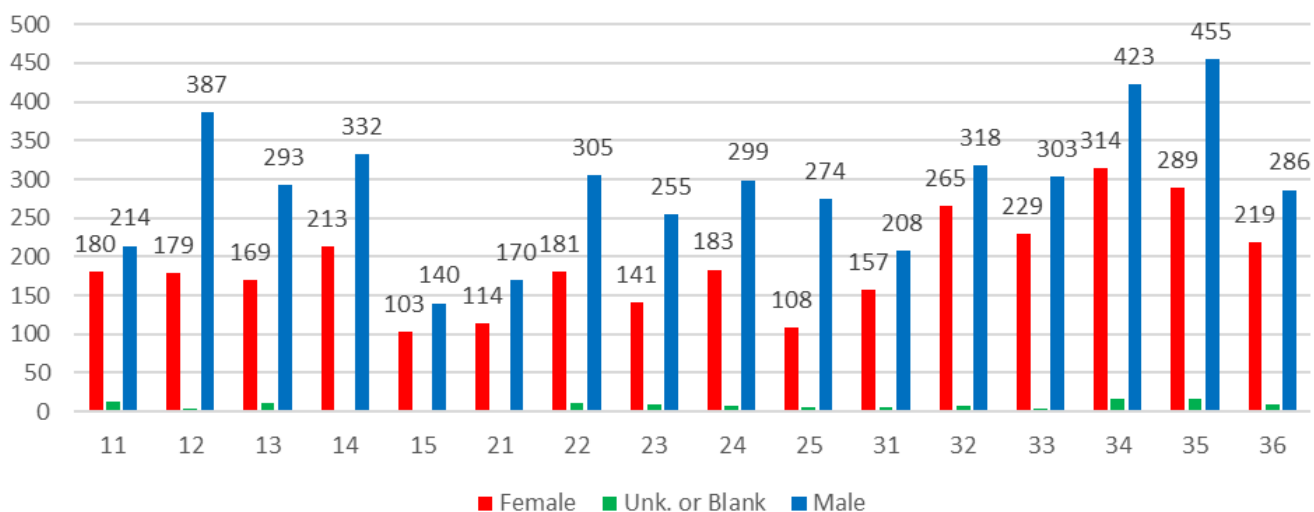
Beat	AI or AN	Asian	Black	Hispanic	NH or OPI	Unk. or Blank	White	Grand Total
11	0	14	166	42	0	16	169	407
12	1	18	165	50	0	16	320	570
13	2	15	193	40	0	19	204	473
14	2	18	289	40	0	9	189	547
15	1	5	88	25	0	5	121	245
21	0	5	74	46	0	7	154	286
22	0	11	233	58	0	23	172	497
23	0	9	152	111	0	14	120	405
24	0	12	131	117	0	16	214	490
25	1	6	76	235	0	10	60	388
31	1	9	143	54	0	11	153	371
32	1	16	228	91	0	14	240	590
33	0	8	247	88	0	14	179	536
34	2	29	379	87	3	22	232	754
35	0	28	323	199	0	23	187	760
36	0	19	227	82	1	12	173	514
None Listed	3	21	241	126	0	30	242	663
<b>Grand Total</b>	<b>14</b>	<b>243</b>	<b>3,355</b>	<b>1,491</b>	<b>4</b>	<b>261</b>	<b>3,129</b>	<b>8,496</b>

Note that 663 individuals (7.8%) were involved in Field Interviews that did not capture the beat. This may be because the incident occurred on the border between two beats and the address did not validate or the officer did not enter the beat. Of the actual Field Interview Reports themselves, 585 (8.6%) did not have beats associated with them. APD's Information Services Section (Records) and database administrator are working to clean up invalid addresses for the 2020 dataset to reduce the number of Field Interviews that are not associated with a beat. Note that with Traffic Warnings being removed from the Field Interview Report starting July 1, 2020, the number of FIs without beats will automatically go down as they accounted for 430 (6.3%). The remainder, 155 FIs not associated with beats account for 2.3% of the total Field Interview Reports.

Individuals Involved in Field Interviews by Beat and Race/Ethnicity



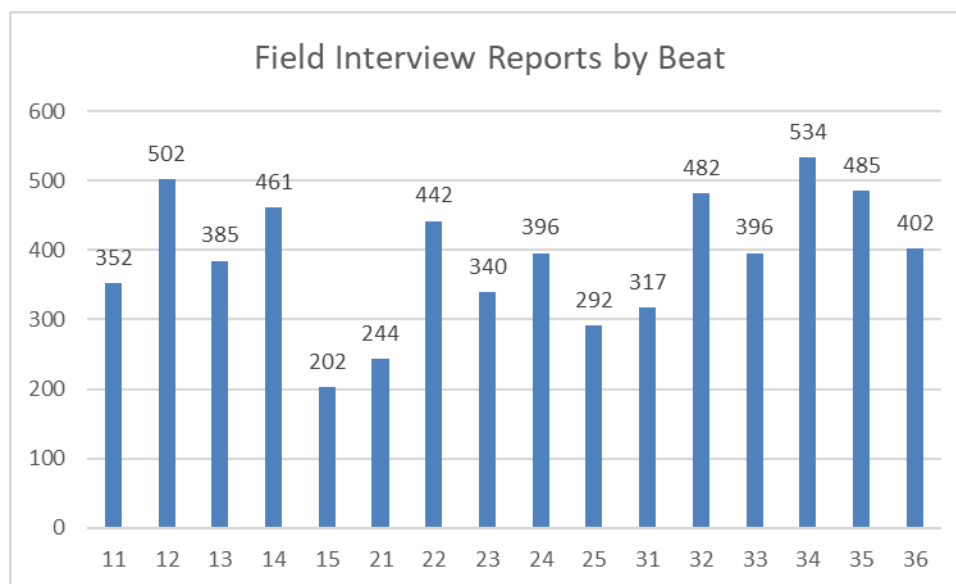
Individuals Involved in Field Interviews by Beat and Gender



\*Note: AI or AN = American Indian or Native American NH or OPI = Native Hawaiian or Other Pacific Islander

## FIELD INTERVIEWS BY REPORT

The data presented from here through the rest of the report is by the total Field Interview Reports for 2019 (6,817) rather than the individuals involved in Field Interviews.



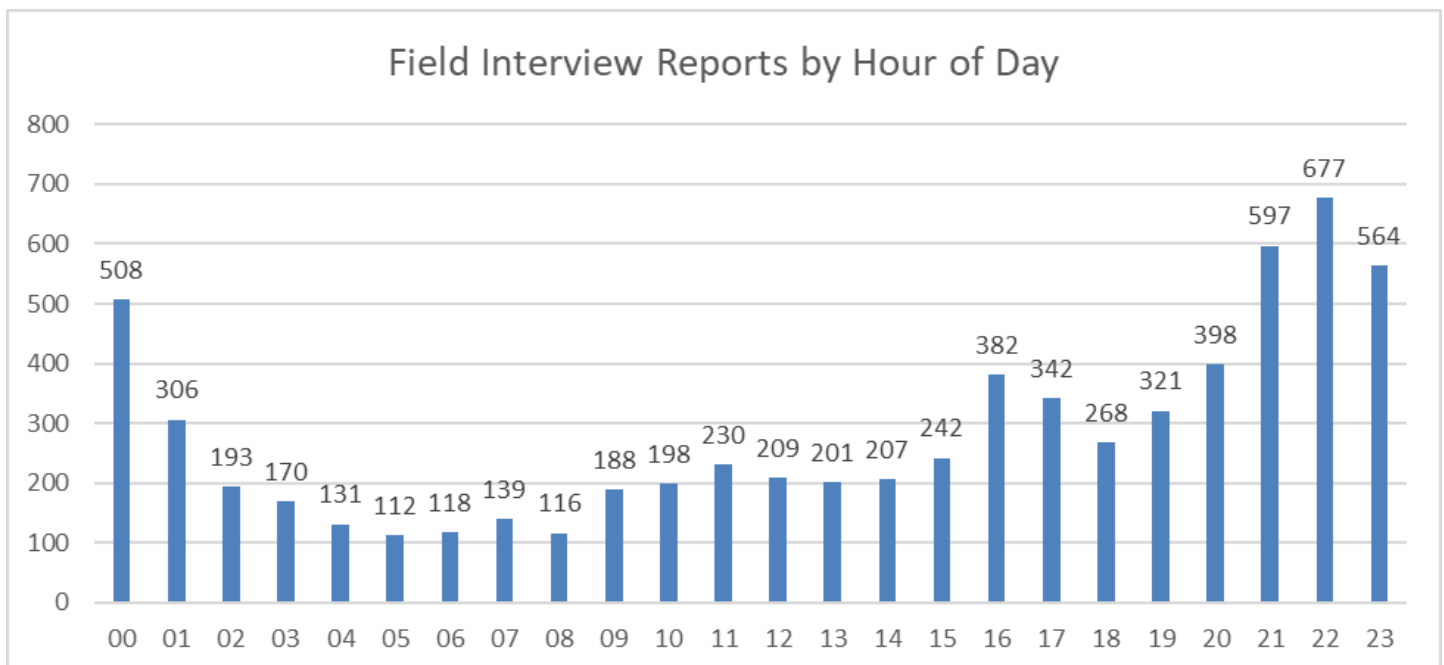
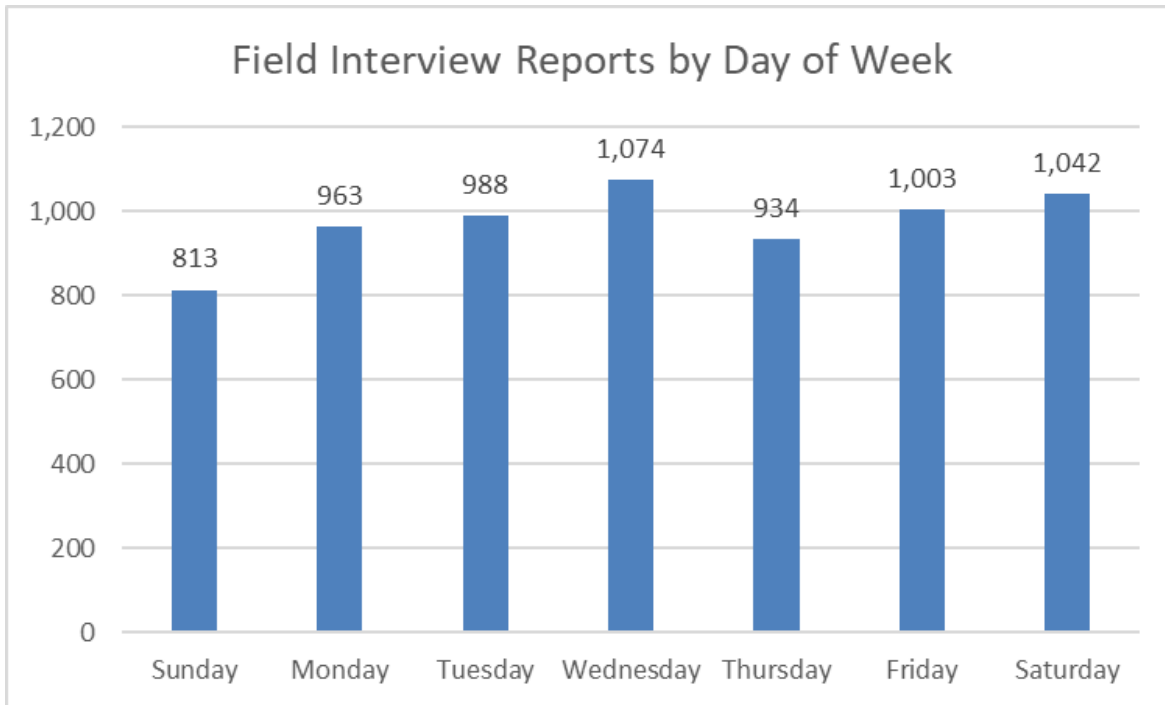
There were 585 (8.6%) Field Interview Reports in which a beat was not captured. They are not pictured in the above graph but are noted in the chart below with the associated reason for the FI.



## Field Interview Reports by Reason and Beat

Reason	11	12	13	14	15	21	22	23	24	25	31	32	33	34	35	36	None Listed	Grand Total
ASSIST CITIZEN	3	3	5	2	2	3	2	6	4	2	3	18	11	10	7	4	4	89
CHECK ON THE WELFARE	1	7	3	2	1	2	1	1	2	1	0	1	1	4	2	5	2	36
CHILD IN NEED OF SERVICES (CHINS)	0	0	0	0	0	0	0	0	1	0	0	0	2	1	2	0	0	6
DISORDERLY	12	40	51	21	29	18	11	19	22	23	21	29	43	49	54	35	21	498
DISPUTE - VERBAL	1	3	3			1	4	2	1	1	5	7	4	10	11	5	3	61
DOMESTIC	11	6	11	16	9	8	5	10	17	12	13	14	32	51	74	26	19	334
DRUG ACTIVITY	1	1	0	7	1	4	3	6	8	3	4	4	0	7	16	12	3	80
DRUNK IN PUBLIC (DIP)	0	16	5	5	5	4	2	5	4	11	4	9	6	12	6	4	3	101
GANG AFFILIATION	0	0	1	2	0	0	0	1	2	7	0	0	0	0	2	0	2	17
LARCENY COMPLAINT	1	0	3	1	1	0	1	1	1	1	2	3	1	6	5	2	1	30
LOITERING	0	7	4	3	0	2	2	0	1	0	4	2	0	4	3	1	1	34
MENTAL HEALTH	2	0	5	3	2	3	0	1	6	3	5	11	7	16	6	10	2	82
NOISE COMPLAINT	0	0	0	0	0	1	0	0	2	0	0	1	2	3	1	0	0	10
OTHER	39	50	59	42	50	35	33	26	46	59	35	106	66	135	112	84	57	1,034
POSSIBLE SUSPECT	0	1	2	4	0	0	1	2	0	1	0	2	1	2	3	1	2	22
PROSTITUTION	0	0	0	0	1	0	0	0	0	0	0	0	0	0	0	0	0	1
RUNAWAY	0	0	1	2	0	1	0	2	1	3	1	3	0	4	3	0	0	21
STOP & FI REQUEST	3	3	1	3	1	2	3	2	3	4	2	3	1	4	5	0	11	51
SUSPICIOUS ACTIVITY	21	18	28	17	18	22	12	26	28	22	14	34	37	52	59	19	19	446
SUSPICIOUS VEHICLE	8	11	4	1	3	3	10	5	8	5	1	3	3	11	10	4	3	93
TRAFFIC WARNING	241	325	182	326	78	134	347	213	235	129	195	225	173	130	85	172	430	3,620
TRESPASSING	8	11	17	3	1	1	5	11	4	5	6	5	5	23	18	15	2	140
URINATING IN PUBLIC	0	0	0	1	0	0	0	1	0	0	2	2	1		1	3	0	11
<b>Grand Total</b>	<b>352</b>	<b>502</b>	<b>385</b>	<b>461</b>	<b>202</b>	<b>244</b>	<b>442</b>	<b>340</b>	<b>396</b>	<b>292</b>	<b>317</b>	<b>482</b>	<b>396</b>	<b>534</b>	<b>485</b>	<b>402</b>	<b>585</b>	<b>6,817</b>

## TEMPORAL – DAY OF WEEK & HOUR OF DAY



## 2018-2019 FIELD INTERVIEW REPORT COMPARISON BY REASON

The following fields were added as Field Interview reasons since the 2018 report was completed as they accounted for a reasonably large number of the 'Other' reports: Assist Citizen, Check on the Welfare, Dispute – Verbal (to distinguish from domestic altercations), Noise Complaint, and Mental Health. These categories were devised based on feedback from Patrol and in conjunction with APD's Command Staff and went into effect on September 12, 2019.

Reason	2018	2019	% Change
ASSIST CITIZEN	0	89	New field
CHECK ON THE WELFARE	0	36	New field
CHILD IN NEED OF SERVICES (CHINS)	5	6	20.00%
DISORDERLY	615	498	-19.02%
DISPUTE - VERBAL	0	61	New field
DOMESTIC	451	334	-25.94%
DRUG ACTIVITY	107	80	-25.23%
DRUNK IN PUBLIC (DIP)	135	101	-25.19%
GANG AFFILIATION	36	17	-52.78%
LARCENY COMPLAINT	45	30	-33.33%
LOITERING	76	34	-55.26%
MENTAL HEALTH	0	82	New field
NOISE COMPLAINT	0	10	New field
OTHER	1,468	1,034	-29.56%
POSSIBLE SUSPECT	21	22	4.76%
PROSTITUTION	7	1	-85.71%
RUNAWAY	40	21	-47.50%
STOP & FI REQUEST	109	51	-53.21%
SUSPICIOUS ACTIVITY	492	446	-9.35%
SUSPICIOUS VEHICLE	151	93	-38.41%
TRAFFIC WARNING	5,303	3,620	-31.74%
TRESPASSING	159	140	-11.95%
URINATING IN PUBLIC	12	11	-8.33%
<b>Grand Total</b>	<b>9,232</b>	<b>6,817</b>	<b>-26.16%</b>

Report Completed on 10/5/20 by SCA A. Caligiuri